



**D. S. GOVERNMENT COLLEGE FOR WOMEN, ONGOLE.
PRAKASAM (DT), ANDHRA PRADESH. 523001**




NAAC³rd CYCLE ACCREDITATION

CRITERIA II 2.3 Teaching Learning Process


**USE OF ICT TOOLS
IN
TEACHING AND LEARNING PROCESS
FROM
A.Y 2017-18 TO 2021-22**

**DEPARTMENT OF
ENGLISH**

ICT TOOLS FOR A.Y.2018-2019

S. No	ICT Tool	Evidence
1	Virtual class using smart board	

ICT TOOLS FOR A.Y.2019-2020

S. No	ICT Tool	Evidence
1	Class using "Testmoz"	 <p style="font-family: cursive; font-size: 1.2em;">Taking use of 'digital class rooms' by Dr. B. Sulochana, lecturer in English.</p>


2

Class using "Ted x-
platform



3

Students learning
through
Pair Drill



ICT TOOLS FOR A.Y.2020-2021

S. No	ICT Tool	Evidence
1	Online quiz on “Phonetic Transcription” using Google forms	Click here
2	Online quiz on “Communication skills” using Google forms	Click here
3	Online quiz on “English Grammer” using Google forms	Click here


ICT TOOLS FOR A.Y.2021-2022

S. No	ICT Tool	Evidence
1	Quiz with Plickers cards	

2 Class using Digital board



3 Class in JKC



4 Quiz using plickers cards




5 Online Learning using JKC




**DEPARTMENT OF
PHYSICS**

ICT TOOLS FOR A.Y.2017-2018

S. No	ICT Tool	Evidence
1	Online class using Power Point Presentation	

ICT TOOLS FOR A.Y.2018-2019

S. No	ICT Tool	Evidence
1	Online class using Power point presentation	



2 Online class using Power point presentation


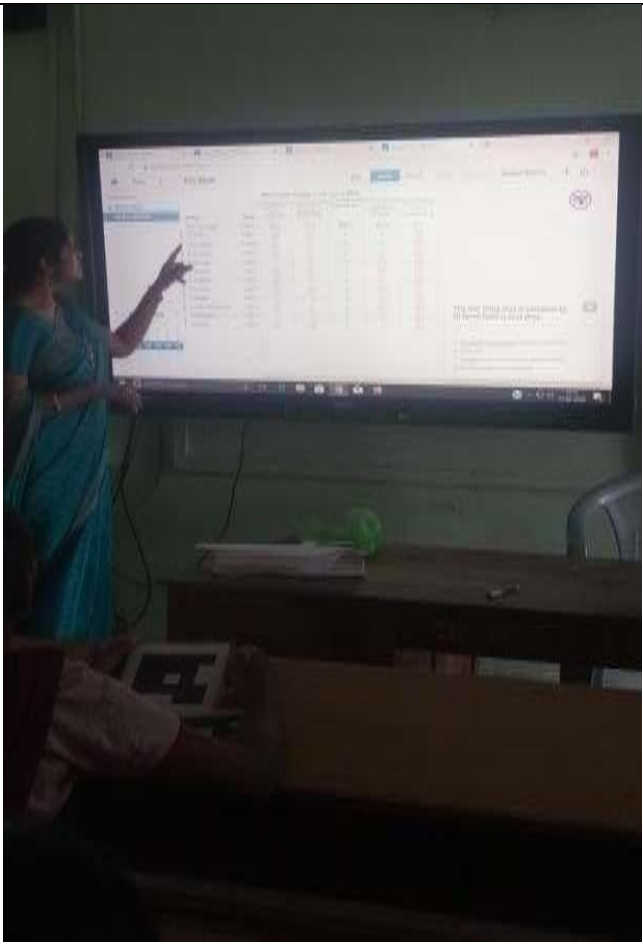


3 Online class using Power point presentation



ICT TOOLS FOR A.Y.2019-2020

S. No	ICT Tool	Evidence
1	Power point presentation using Digital Class on 24-8-2019	
2	Power point presentation using Digital Class on 26-8-2019	

<p>3</p>	<p>Virtual Class on INTERFERENCE using MANA TV on 31-08-2019</p>	
<p>4</p>	<p>Power point presentation using Digital Class on 21-11-2019</p>	


5



Power point presentation
using Digital Class on
25-11-2019



6

SOLAR APPLIANCES
Using Virtual Class on
25-11-2019



7	Ultrasonics On MANA TV on 4-12-2019	 A woman in a white sari is standing in a classroom, presenting a slide on a projector screen. The screen shows a video of her speaking. To her right is a green chalkboard with some writing on it. The room has a white wall and a window.
8	Power point presentation on Low temperature using Digital Class On 5-12-2019	 A classroom full of students in uniform (pink and maroon) are sitting at desks, facing a projector screen. The screen displays a power point presentation. A teacher is visible at the front of the class. The room has a white wall and a window.


9

Delivered a Seminar on " MEMS" in Faculty Forum to the faculty
Chairperson: Principal Sir
On 03-01-20



10

Power Point Presentation on Renewable Energy
Speaker: Dr.B.Venkata Rao
Lecturer in Physics
17-2-2020





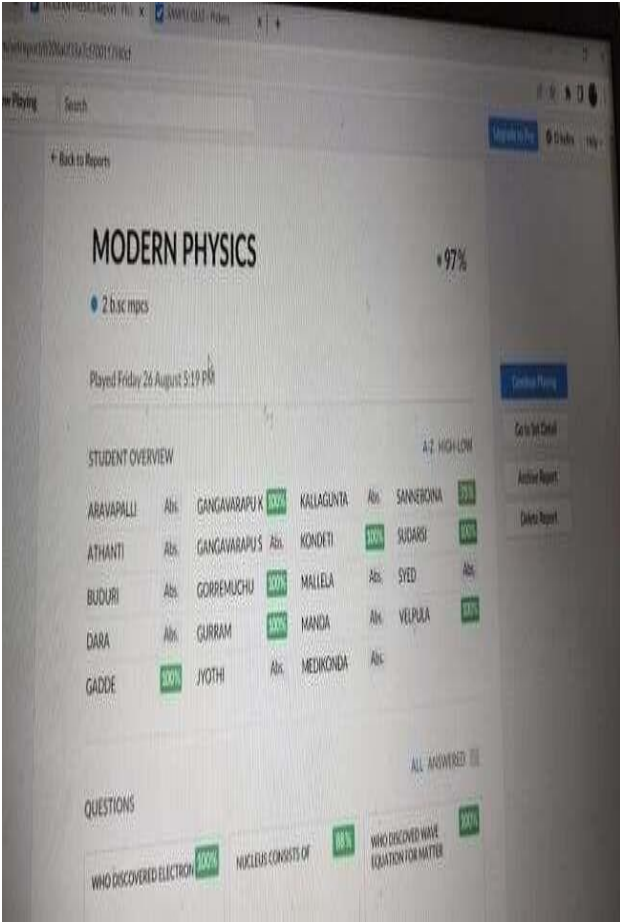
11	Guest Lecture using power point presentation	
----	----------------------------------------------	-------------------------------------------------------------------------------------

ICT TOOLS FOR A.Y.2020-2021

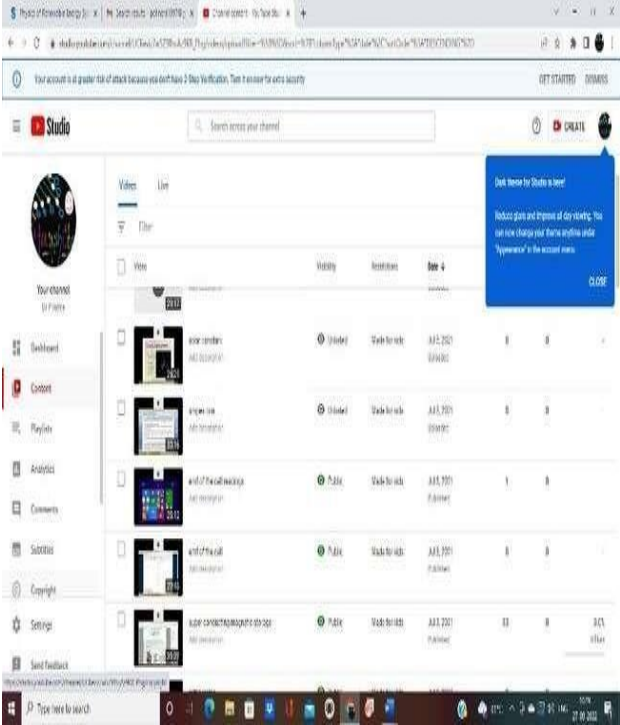
S. No	ICT Tool	Evidence
1	Online quiz on A shield from COVID 19 using Google forms	Click here
2	Online quiz on Physics and Nature using Google forms	Click here
3	Online quiz on a Home Appliances using Google forms	Click here
4	Online quiz on Physics using Google forms	Click here
5	Online quiz on a Mechanism using Google forms	Click here

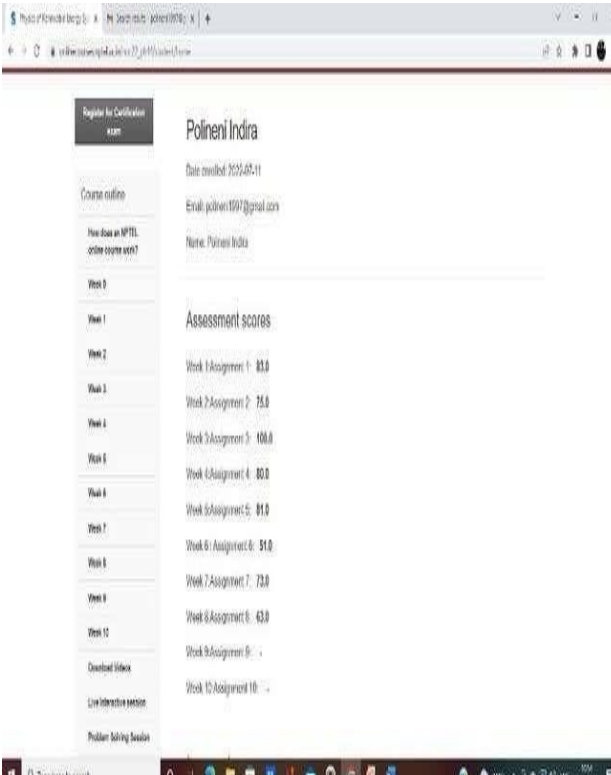
ICT TOOLS FOR A.Y.2021-2022


S. No	ICT Tool	Evidence
1	Power Point Presentation on "Hiroshima day"	
2	National webinar on " Material Science" using Power Point Presentation	<p align="center">డియస్ ప్రభుత్వ మహిళా డిగ్రీ కళాశాలలో రసాయన, భౌతిక శాఖల అధ్యర్థంలో జాతీయ వెబినార్</p> <p align="center">(అక్షరశకం ప్రత్యేక ప్రతినిధి, ఒంగోలు, ఆగస్టు 29)</p> <p>డియస్ ప్రభుత్వ మహిళా డిగ్రీ కళాశాలలో రసాయన శాస్త్రం, భౌతిక శాస్త్రాల సంయుక్త</p>  <p>అధ్యర్థంలో స్థిరమైన శక్తి కొరకు వినూత్న పదార్థాలు అనే అంశంపై ఒక రోజు జాతీయ వెబినార్ నిర్వహించబడింది. కళాశాల ప్రెసిడెంట్ డాక్టర్ డి కన్యాజి అధ్యక్షత వహించగా భౌతిక శాఖ అధ్యక్షులు డాక్టర్ పి ఇందిర, రసాయన శాఖ అధ్యక్షులు డాక్టర్ శ్రీనివాస్ రెడ్డి, సంయుక్త సంచాలకులుగా వ్యవహరించారు. ప్రొఫెసర్ మూర్తి, యూనివర్సిటీ, బరోదా, మెటీరియల్స్ సైన్స్ సిటీస్ అనే అంశంపై డాక్టర్ ఎల్ గిరిబాబు, ఫోటోవోల్టాయిక్ మెటీరియల్ ఫర్ సోలార్ సెల్స్ అనే అంశంపై విస్తృతంగా అవగాహన కలిగిస్తూ ప్రసంగించారు. ఈ వెబినార్ లో పాల్గొన్న అధ్యాపకులు, అధ్యాపకేతరలు, విద్యార్థినీ విద్యార్థులు కమ అనుమానాలు నివృత్తి చేసుకుంటూ, చక్కగా స్పందించారు. భౌతిక శాస్త్ర అధ్యాపకులు శ్రీనివాసరావు, రసాయనిక శాఖ అధ్యక్షులు, కోఆర్డినేటర్ డాక్టర్ శ్రీనివాస్ రెడ్డి, ప్రతినిధుల స్పందనను విశ్లేషించగా భౌతిక శాస్త్ర అధ్యాపకురాలు డాక్టర్ పి వెంకటలక్ష్మమ్మ వందన సమర్పణ తెలియజేశారు. ఈ జాతీయ వెబినార్ నిర్వహించబడినది.</p>

3	Online Quiz using Plickers cards	 <p>The screenshot shows a Plickers quiz report for 'MODERN PHYSICS' with a completion rate of 97% and a duration of 2.6 seconds. The report was played on Friday, 24 August, at 5:19 PM. Below the title is a 'STUDENT OVERVIEW' table listing student names and their scores. At the bottom, there are 'QUESTIONS' with their respective scores.</p> <table border="1"> <thead> <tr> <th colspan="2">STUDENT OVERVIEW</th> <th colspan="2">A-Z HIGH LOW</th> </tr> </thead> <tbody> <tr> <td>ARAVAPALLI</td> <td>Abh. GANGAWARAPU X</td> <td>100%</td> <td>KALLAGUNTA</td> <td>Abh. SANNERONA</td> <td>100%</td> </tr> <tr> <td>ATHANTI</td> <td>Abh. GANGAWARAPU S</td> <td>100%</td> <td>KONDETI</td> <td>Abh. SUDARSI</td> <td>100%</td> </tr> <tr> <td>BUDURI</td> <td>Abh. GORREMUCHU</td> <td>100%</td> <td>MALLELA</td> <td>Abh. SYED</td> <td>100%</td> </tr> <tr> <td>DARA</td> <td>Abh. GURRAM</td> <td>100%</td> <td>MANDA</td> <td>Abh. VELPULA</td> <td>100%</td> </tr> <tr> <td>GADDE</td> <td>Abh. JYOTHI</td> <td>100%</td> <td>MEDIKONDA</td> <td>Abh.</td> <td>100%</td> </tr> </tbody> </table> <p>QUESTIONS</p> <ul style="list-style-type: none"> WHO DISCOVERED ELECTRON: 100% NUCLEUS CONSISTS OF: 100% WHO DISCOVERED WAVE EQUATION FOR MATTER: 100% 	STUDENT OVERVIEW		A-Z HIGH LOW		ARAVAPALLI	Abh. GANGAWARAPU X	100%	KALLAGUNTA	Abh. SANNERONA	100%	ATHANTI	Abh. GANGAWARAPU S	100%	KONDETI	Abh. SUDARSI	100%	BUDURI	Abh. GORREMUCHU	100%	MALLELA	Abh. SYED	100%	DARA	Abh. GURRAM	100%	MANDA	Abh. VELPULA	100%	GADDE	Abh. JYOTHI	100%	MEDIKONDA	Abh.	100%
STUDENT OVERVIEW		A-Z HIGH LOW																																		
ARAVAPALLI	Abh. GANGAWARAPU X	100%	KALLAGUNTA	Abh. SANNERONA	100%																															
ATHANTI	Abh. GANGAWARAPU S	100%	KONDETI	Abh. SUDARSI	100%																															
BUDURI	Abh. GORREMUCHU	100%	MALLELA	Abh. SYED	100%																															
DARA	Abh. GURRAM	100%	MANDA	Abh. VELPULA	100%																															
GADDE	Abh. JYOTHI	100%	MEDIKONDA	Abh.	100%																															

4	Online learning using NPTEL	https://onlinecourses.nptel.ac.in/noc22_ph44/announcements?force=true
---	-----------------------------	-----------------------------------------------------------------------------------------------------------------------------------------------------------

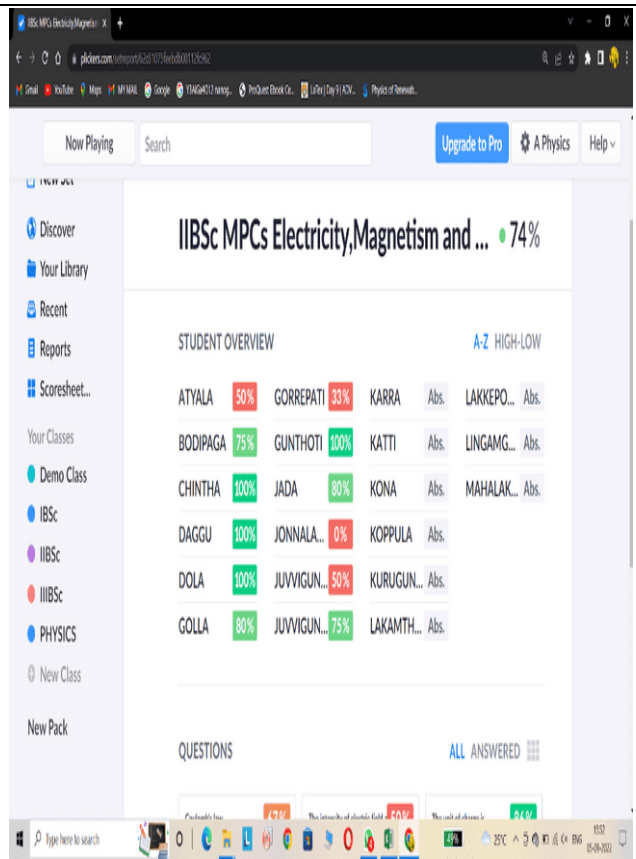
5	Online learning Youtube Video	 <p>The screenshot shows the YouTube Studio interface for a channel named 'UPLATE'. The 'Videos' tab is selected, displaying a list of videos with their titles, visibility, and upload dates. A blue notification banner is visible at the top right.</p> <table border="1"> <thead> <tr> <th>Video</th> <th>Visibility</th> <th>Upload Date</th> </tr> </thead> <tbody> <tr> <td>... ..</td> <td>Private</td> <td>Jul 2, 2021</td> </tr> <tr> <td>... ..</td> <td>Private</td> <td>Jul 1, 2021</td> </tr> <tr> <td>... ..</td> <td>Public</td> <td>Jul 1, 2021</td> </tr> <tr> <td>... ..</td> <td>Public</td> <td>Jul 1, 2021</td> </tr> <tr> <td>... ..</td> <td>Public</td> <td>Jul 1, 2021</td> </tr> </tbody> </table>	Video	Visibility	Upload Date	Private	Jul 2, 2021	Private	Jul 1, 2021	Public	Jul 1, 2021	Public	Jul 1, 2021	Public	Jul 1, 2021
Video	Visibility	Upload Date																		
... ..	Private	Jul 2, 2021																		
... ..	Private	Jul 1, 2021																		
... ..	Public	Jul 1, 2021																		
... ..	Public	Jul 1, 2021																		
... ..	Public	Jul 1, 2021																		

<p>6</p>	<p>Online learning using Swayam Courses</p>	
----------	---------------------------------------------	------------------------------------------------------------------------------------

<p>7</p>	<p>PowerPoint Presentation on “Solar Cells”</p>	
----------	-------------------------------------------------	--------------------------------------------------------------------------------------

8

Online Quiz with Plickers cards


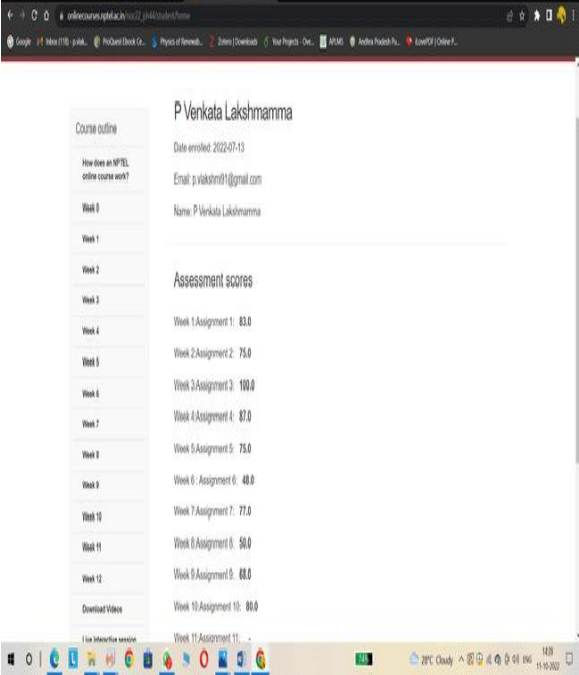



9

Guidance on CSP using Google meet




<https://meet.google.com/xfu-mobt-fkq>



<p>10</p>	<p>Online learning through YouTube Video on “Calculation of B due to a circular current loop”</p>																							
<p>11</p>	<p>Online learning through ”NPTEL”</p>	 <table border="1"> <thead> <tr> <th>Week</th> <th>Assessment Score</th> </tr> </thead> <tbody> <tr> <td>Week 1</td> <td>Assignment 1: 83.0</td> </tr> <tr> <td>Week 2</td> <td>Assignment 2: 75.0</td> </tr> <tr> <td>Week 3</td> <td>Assignment 3: 100.0</td> </tr> <tr> <td>Week 4</td> <td>Assignment 4: 87.0</td> </tr> <tr> <td>Week 5</td> <td>Assignment 5: 75.0</td> </tr> <tr> <td>Week 6</td> <td>Assignment 6: 48.0</td> </tr> <tr> <td>Week 7</td> <td>Assignment 7: 77.0</td> </tr> <tr> <td>Week 8</td> <td>Assignment 8: 90.0</td> </tr> <tr> <td>Week 9</td> <td>Assignment 9: 88.0</td> </tr> <tr> <td>Week 10</td> <td>Assignment 10: 80.0</td> </tr> </tbody> </table>	Week	Assessment Score	Week 1	Assignment 1: 83.0	Week 2	Assignment 2: 75.0	Week 3	Assignment 3: 100.0	Week 4	Assignment 4: 87.0	Week 5	Assignment 5: 75.0	Week 6	Assignment 6: 48.0	Week 7	Assignment 7: 77.0	Week 8	Assignment 8: 90.0	Week 9	Assignment 9: 88.0	Week 10	Assignment 10: 80.0
Week	Assessment Score																							
Week 1	Assignment 1: 83.0																							
Week 2	Assignment 2: 75.0																							
Week 3	Assignment 3: 100.0																							
Week 4	Assignment 4: 87.0																							
Week 5	Assignment 5: 75.0																							
Week 6	Assignment 6: 48.0																							
Week 7	Assignment 7: 77.0																							
Week 8	Assignment 8: 90.0																							
Week 9	Assignment 9: 88.0																							
Week 10	Assignment 10: 80.0																							

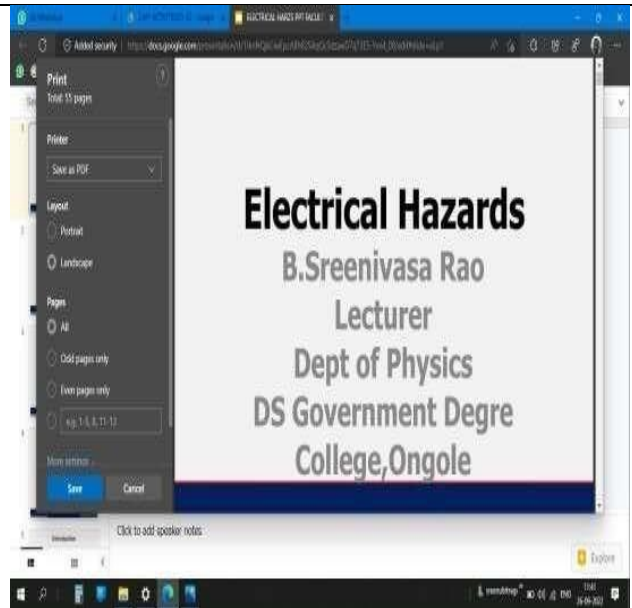
12	Online Quiz with “Plickers cards”	 <p>GPS Map Camera</p> <p>Ongole, Andhra Pradesh, India Houseing Bourd Colony, F2QQ+5F9, Housing Board Colony, Ongole, Andhra Pradesh 523001, India Lat 15.487519° Long 80.038996° 09/09/22 03:21 PM GMT +05:30</p>
----	-----------------------------------	----------------------------------------------------------------------------------------------------------------------------------------------------------------------------------------------------------------------------------------------------------------------------------------------------------------------------

13	Power point presentation on “P-N Junction diode”	 <p>REDMI NOTE 5 PRO MI DUAL CAMERA</p>
----	--------------------------------------------------	---------------------------------------------------------------------------------------------------------------------------------

14	<p>National webinar on “Material Science” using Power Point Presentation https://www.youtube.com/watch?v=f9PI--XrpY8</p>	<p>డియస్ ప్రభుత్వ మహిళా డిగ్రీ కళాశాలలో రసాయన, భౌతిక శాఖల ఆధ్వర్యంలో జాతీయ వెబినార్ (అక్షరశకం ప్రత్యేక ప్రతినిధి, ఒంగోలు, ఆగస్టు 29) డియస్ ప్రభుత్వ మహిళా కళాశాలలో రసాయన భౌతిక సంయుక్త ఆధ్వర్యంలో స్థిరమైన శక్తి కొరతు వినూత్న పదార్థాలు అనే అంశంపై ఒక రోజు జాతీయ వెబినార్ ప్రారంభించబడింది. కళాశాల ప్రిన్సిపాల్ డాక్టర్ డి కళ్యాణి అధ్యక్షత వహించగా భౌతిక శాఖ అధ్యక్షులు డాక్టర్ పి ఇందిర, రసాయన శాఖ అధ్యక్షులు డాక్టర్ శ్రీనివాస్ రెడ్డి, సంయుక్త సంచాలకులుగా వ్యవహరించారు. ప్రొఫెసర్ మూర్తి, యూనివర్సిటీ, బరోదా, మెటీరియల్స్ స్కాల్ఫ్ సిటీస్ అనే అంశంపై డాక్టర్ ఎల్ గిరిబాబు, ఫోటోవోల్టాయిక్ మెటీరియల్ ఫర్ సోలార్ సెల్స్ అనే అంశంపై విస్తృతంగా అవగాహన కలిగిస్తూ ప్రసంగించారు. ఈ వెబినార్ లో పాల్గొన్న అధ్యాపకులు, అధ్యాపకేతరలు, విద్యార్థిని విద్యార్థులు కమ అనుమానాలు నివృత్తి చేసుకుంటూ, చక్కగా స్పందించారు. భౌతిక శాస్త్ర అధ్యాపకులు శ్రీనివాసరావు, రసాయనిక శాఖ అధ్యక్షులు, కోఆర్డినేటర్ డాక్టర్ శ్రీనివాస్ రెడ్డి, ప్రతినిధుల స్పందనను విశ్లేషించగా భౌతిక శాస్త్ర అధ్యాపకురాలు డాక్టర్ పి వెంకటలక్ష్మమ్మ వందన సమర్పణ తెలియజేశారు. ఈ జాతీయ వెబినార్ నిర్వహించబడినది.</p> 
15	Online learning using Whats app	
16	Online learning using N List	

17

Online learning using
Faculty Forum



**DEPARTMENT OF
CHEMISTRY**


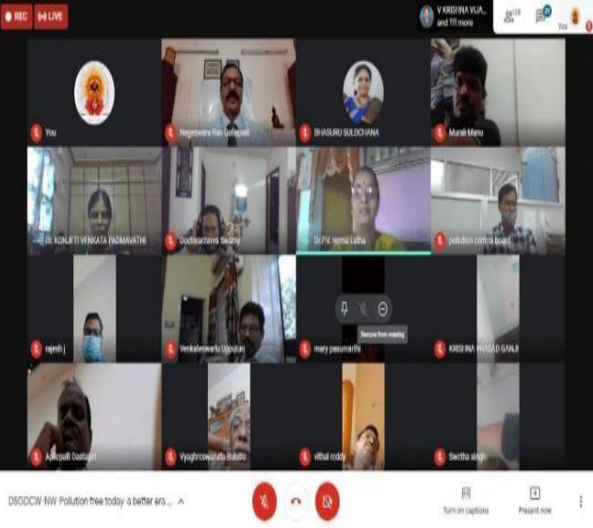
ICT TOOLS FOR A.Y.2019-2020

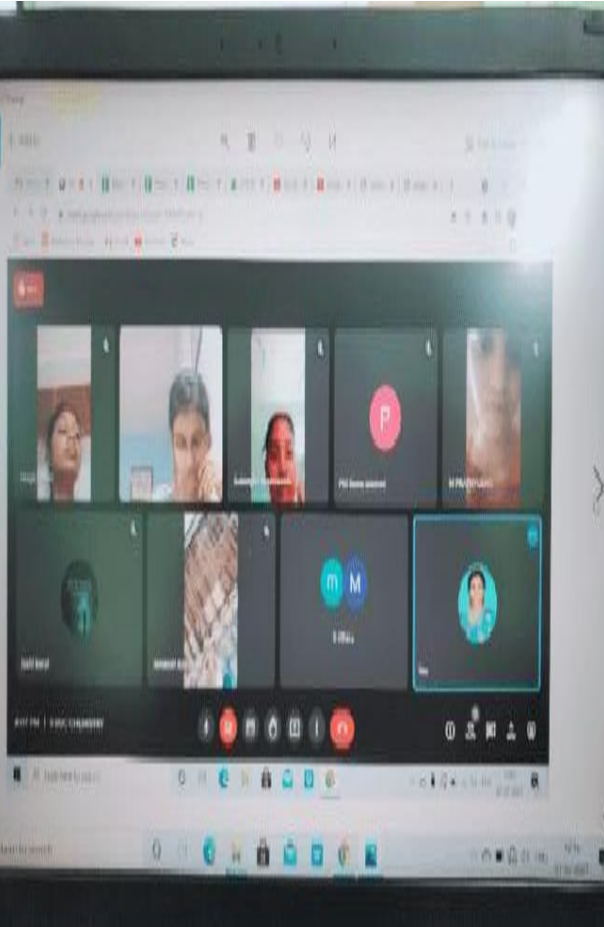
S.NO	ICT TOOL	EVIDENCE
1	Class seminars using Power point presentation	
2	Class using Power point presentation	

3	Class using Power point presentation	
4	Class using Power point presentation	

5	Class using Power point presentation	
6	Class using Power point presentation	

ICT TOOLS FOR A.Y.2020-2021

S.NO	ICT TOOL	EVIDENCE
1	Online quiz on “Polymers” using Google forms	Click here
2	Online quiz on “CHEMISTRY IN DAILY LIFE” using Google forms	Click here
3	Online quiz on “OZONE WEBINAR” using Google forms	Click here
4	Online Quiz using google forms	
5	National Webinar using Google meet	

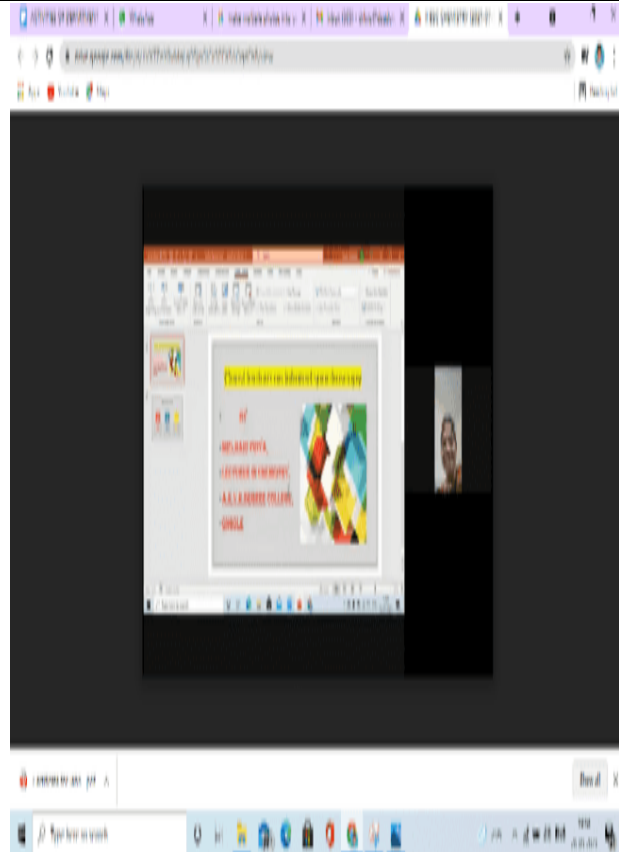
6	Student Seminars using Google meet	
---	------------------------------------	-------------------------------------------------------------------------------------

7	National Webinar using Google meet	 <p>డియన్ కళాశాలలో జాతీయ ఆన్ లైన్ సదస్సు</p> <p>ఒంగోలు, మేజర్స్ కళాశాల: స్థానిక డి.యస్. ప్రభుత్వ మహిళా ఉన్నత కళాశాల నందు ఐక్య పని . డిసెంబర్ మెంట్ ఆన్ కెమిస్ట్రీ సంయుక్త అధ్యక్షులలో నిర్వహించిన జాతీయ ఆన్ లైన్ సదస్సు చిగ్గిజయంగా జరిగింది. ఈ సందర్భంగా కళాశాల ప్రెసిడెంట్ డాక్టర్ డి.కళ్యాణి మాట్లాడుతూ కోవిడ్ వ్యాప్తివేషం కమ్యూనిటీలో రోజువారీ శాస్త్ర ప్రాధాన్యతను కొనసాగించాలి. వన్వయ యూనివర్సిటీకి చెందిన రోజువారీ శాస్త్ర విభాగాధిపతి డాక్టర్ బి.జగన్మోహన్ రెడ్డి వివరిస్తూ విషయాల తయారీలో రోజువారీ శాస్త్ర విభాగం కులంకవంగా చికిత్సించారు. ఆసానియట్ వైస్ ప్రెసిడెంట్ శార్వాదేవ్ శ్యామిలి కంప్లెట్ విభాగంకు చెందిన వ్యక్తి మాదాల వెంకటేశ్వర్లు మాట్లాడుతూ విషయ తయారీ కంపెనీలలో ఉద్యోగాల అన్వేషణ శైలి విద్యార్థులకు మార్గదర్శకాలు అందించారు. ఈ కార్యక్రమానికి ఐక్య పని కోఆర్డినేటర్ డాక్టర్ సి.వి. హేమలత, రోజువారీ శాస్త్ర విభాగాధిపతి డాక్టర్ కె.వి. వత్సవతి, వైస్ ప్రెసిడెంట్ డాక్టర్ జి.ఎల్.సుధాకారి, ఎన్.జయశ్రీ, బి.సులోచన, వి.జామిల, డిప్యూటీ కోఆర్డినేటర్ జె.యస్.సులేష్ కుమార్, వి.స్పృష్ట విజయ, కొర్రలమ్మ ఇతర అధ్యాపక అధ్యాపకేతర బృందం, విద్యార్థులు పాల్గొని విజయవంతం చేశారు.</p> <p>మేజర్స్ కళాశాల Fri, 11 December 2020 epaper.suryaa.com/c/56933767</p>
---	------------------------------------	--------------------------------------------------------------------------------------------------------------------------------------------------------------------------------------------------------------------------------------------------------------------------------------------------------------------------------------------------------------------------------------------------------------------------------------------------------------------------------------------------------------------------------------------------------------------------------------------------------------------------------------------------------------------------------------------------------------------------------------------------------------------------------------------------------------------------------------------------------------------------------------------------------------------------------------------------------------------------------------------------------------------------------------------------------------------------------------------------------------------------------------------------------------------------------------------------------------------------------------------------------------------------------

<p>8</p>	<p>Online Quiz using Google meet</p>	
<p>9</p>	<p>Online student seminars using Google meet</p>	

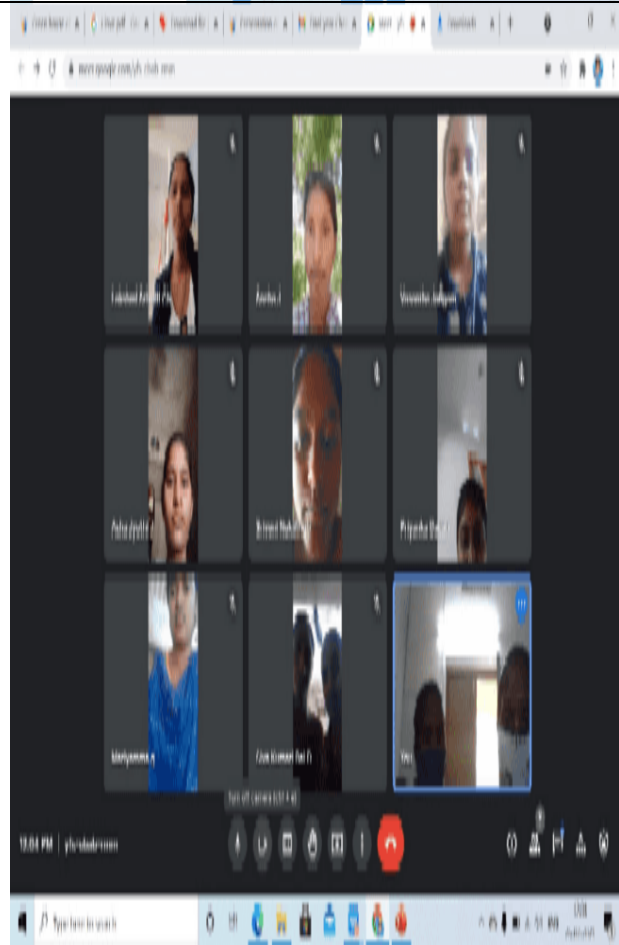
10

Online Guest Lecture using Google meet





11

Online student seminars using Google meet



ICT TOOLS FOR A.Y.2021-2022

S. N O	ICT Tool	Evidence
1	Class using Power Point Presentation	
2	Class using Power point Presentation	

3 Class using Power Point Presentation



4 Online Quiz using Power Point Presentation



5 Guest Lecture by Dr. S. Rajasekhara reddy
Using Power point Presentation



6 National webinar On Material Science
<https://www.youtube.com/watch?v=f9PI--XrpY8>

మహిళా డిగ్రీ కళాశాలలో జాతీయ వెబినార్

ఒంగోలు, మేజర్ న్యూస్: డియస్ ప్రభుత్వ మహిళా డిగ్రీ కళాశాలలో రసాయన శాస్త్రం, భౌతిక శాస్త్రాల సంయుక్త ఆధ్వర్యంలో "స్థిరమైన శక్తి కొరకు వినూత్న పదార్థాలు" అనే అంశంపై ఒక రోజు జాతీయ




వెబినార్ ను నిర్వహించారు. కళాశాల ప్రెసిడెంట్ డాక్టర్ డి.కళ్యాణి అధ్యక్షత వహించగా, భౌతిక శాఖ అధ్యక్షులు డాక్టర్ పి.ఇందిర, రసాయన శాఖ అధ్యక్షులు డాక్టర్ శ్రీనివాస్ రెడ్డి సంయుక్త సంచాలకులుగా వ్యవహరించారు. ప్రొఫెసర్ కెవిఆర్ మూర్తి, (యంయస్ యూనివర్సిటీ, బరోడా, గుజరాత్) ఎల్.ఇడి మెటీరియల్స్ స్కార్ప్ సిటీస్ అనే అంశంపై డాక్టర్ ఎల్.గిరిబాబు(బెబెసిటి హైదరాబాద్) ఫోటోవోల్టాయిక్ మెటీరియల్ ఫర్ సోలార్ సెల్స్ అనే అంశంపై విస్తృతంగా అవగాహన కలిగిస్తూ ప్రసంగించారు. ఈ వెబినార్ లో పాల్గొన్న అధ్యాపకులు, అధ్యాపకేతరులు, విద్యార్థిని విద్యార్థులు తమ అనుమానాలు నివృత్తి చేసుకుంటూ చక్కగా స్పందించారు. భౌతిక శాస్త్ర అధ్యాపకులు బి.శ్రీనివాసరావు, రసాయన శాఖ అధ్యక్షులు, డిఆర్ సి కోఆర్డినేటర్ డాక్టర్ శ్రీనివాస్ రెడ్డి ప్రతినిధుల స్పందనను విశ్లేషించగా, భౌతిక శాస్త్ర అధ్యాపకురాలు డాక్టర్ పి.వెంకటలక్ష్మమ్మ వందన సమర్పణ తెలియజేశారు. ఈ జాతీయ వెబినార్ దిగ్విజయంగా నిర్వహించారు.




INNOVATIVE MATERIALS FOR SUST



**DEPARTMENT OF
MATHEMATICS**

ICT TOOLS FOR A.Y.2017-2018

S. No	ICT Tool	Evidence
1	Class using Power Point presentation	

ICT TOOLS FOR A.Y.2018-2019

S. No	ICT Tool	Evidence
1	Class using Power Point Presentation	

2	Class using Virtual classrooms	
3	Class using Power Point Presentation	


4 Online Quiz using Plickers cards



5 Online Quiz using Plickers cards





ICT TOOLS FOR A.Y.2019-2020

S. No	ICT Tool	Evidence
1	Class using Power point Presentation	

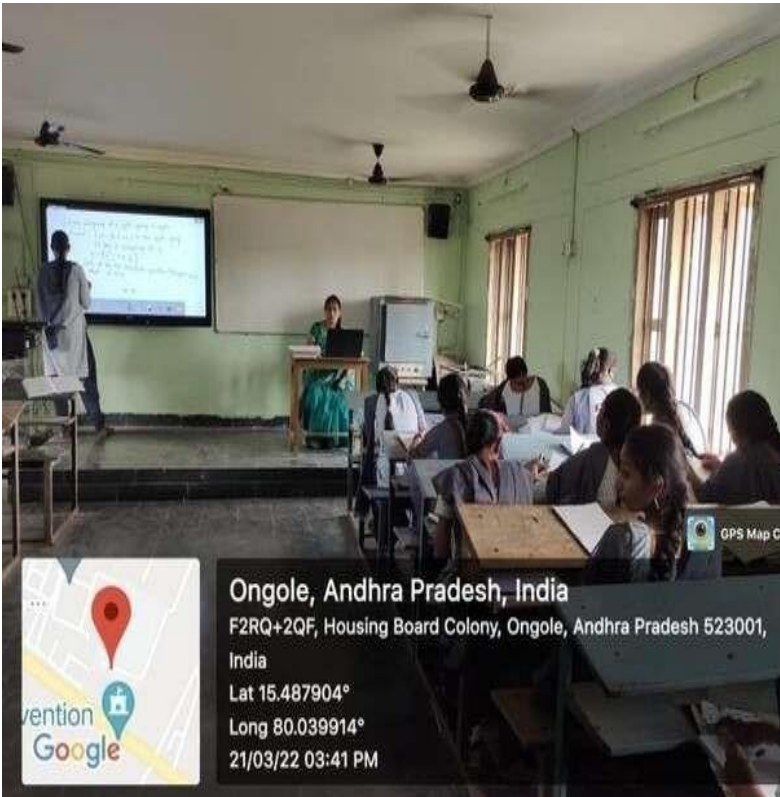
ICT TOOLS FOR A.Y.2020-2021

S. No	ICT Tool	Evidence
1	Online quiz on "Covid-19" using Google forms	Click here

2	Class using Power point Presentation	
3	Student seminars using Power point presentation	

4	Guest lecture using Digital class Rooms	
---	-----------------------------------------	------------------------------------------------------------------------------------

ICT TOOLS FOR A.Y.2021-2022

S. N o	ICT Tool	Evidence
1	Student seminars using digital board	 <div style="position: absolute; bottom: 10px; right: 10px; background-color: white; padding: 5px; border: 1px solid black;"> <p>Ongole, Andhra Pradesh, India F2RQ+2QF, Housing Board Colony, Ongole, Andhra Pradesh 523001, India Lat 15.487904° Long 80.039914° 21/03/22 03:41 PM</p> </div>

2 Student study projects using ICT



3 Power point presentation by the students



Ongole, Andhra Pradesh, India
Housing Board Colony Rd, Housing Board Colony, Ongole, Andhra Pradesh 523001, India
Lat 15.487979°
Long 80.039852°
30/03/22 12:00 PM

4 Power point presentation in Faculty Forum



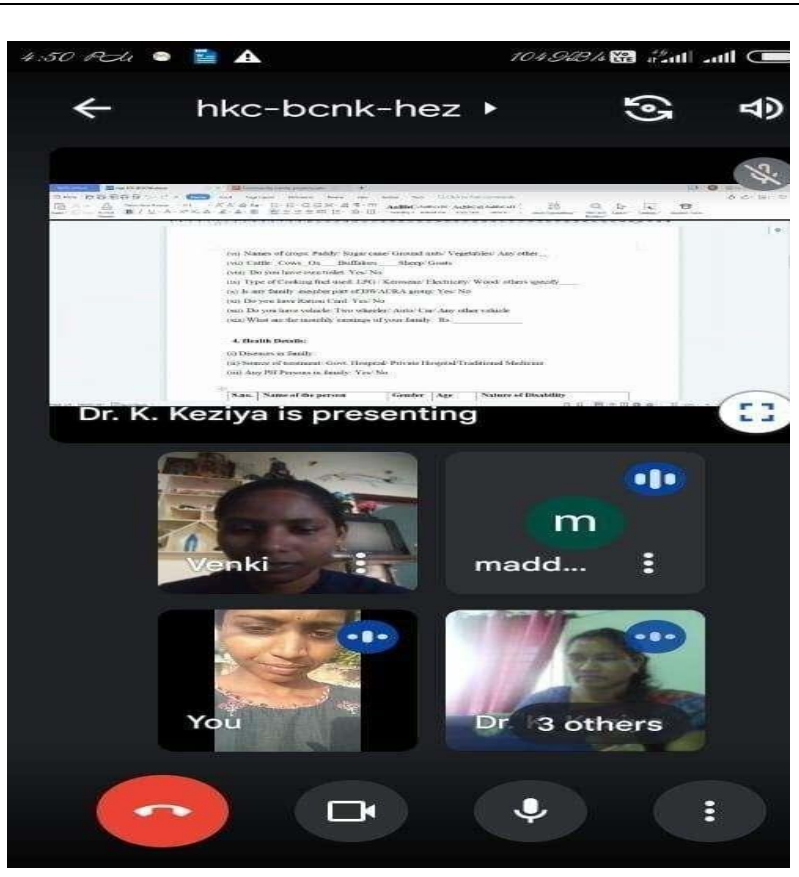
5 Students Participating in Online Quiz



6 Power point presentation of students On Gauss Birth anniversary



7 CSP awareness conducted to the students through Googlemeet



8

You tube video presentation of cones in 3D- Analytical geometry



9

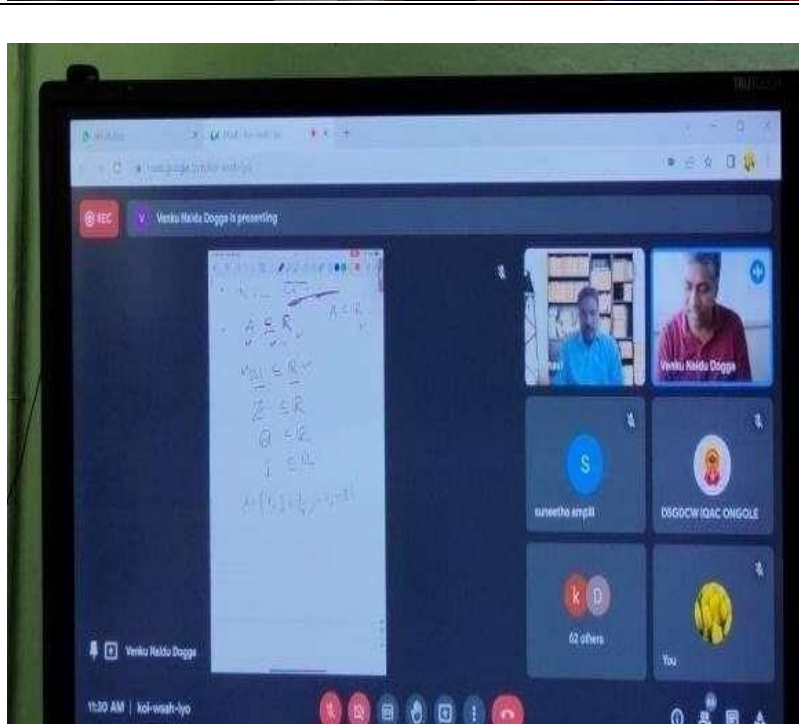
Quiz using Plickers cards





10 Guest Lecture On Higher Education Opportunities by Dr. M.Gnaneswara reddy Using Power point Presentation




11 Conducted National webinar using Google meet



12	Prepared Material for Linear algebra	<p style="text-align: center;">D.S GOVT DEGREE COLLEGE FOR WOMEN, ONGOLI</p>  <p style="text-align: center;">Material for LINEAR ALGEBRA By Dr K. KEZIYA, Lecturer in mathematics</p>
13	Class using Power Point Presentation	

14 Power point Presentation On the occasion of Fibonacci Day



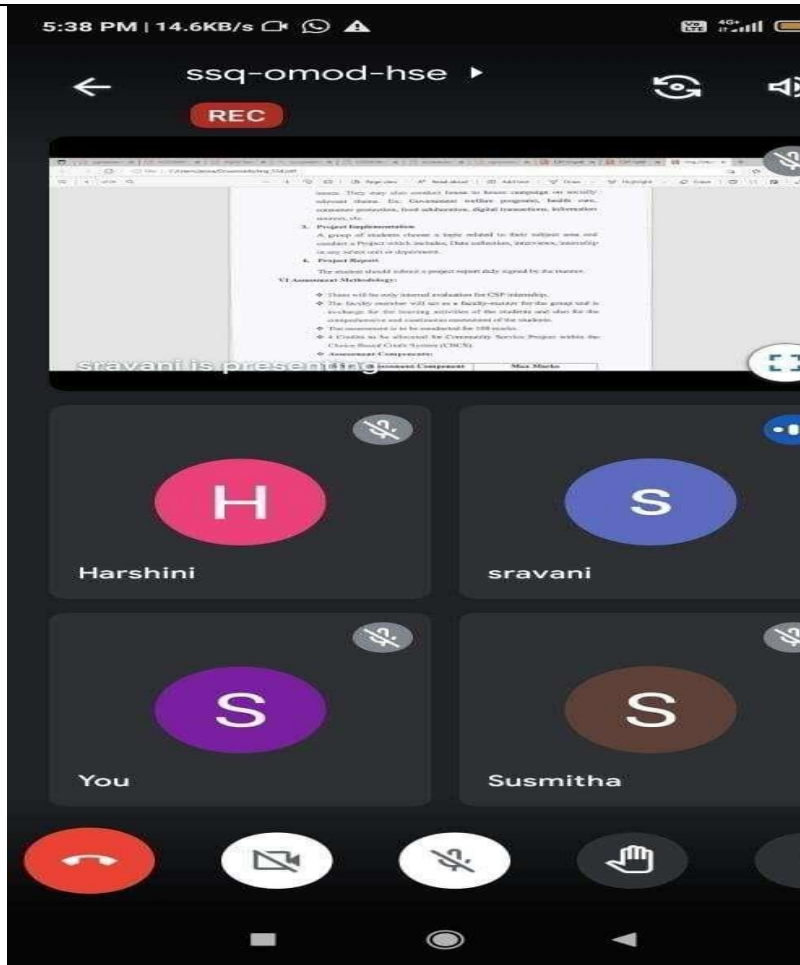
15 Quiz Using Power Point Presentation



RD, A...
TDC Tr...ing...
Google

Ongole, Andhra Pradesh, India
F2QR+74C, Housing Board Colony, Ongole, Andhra Pradesh 523001, India
Lat 15.487907°
Long 80.03989°
16/02/22 02:43 PM

16 Online Awareness Program On CSP Project to students through Google meet



17 Online quiz using Plickers cards




18

Peer Teaching
using Digital
board



**DEPARTMENT OF
ZOOLOGY**

ICT TOOLS FOR A.Y.2018-2019

S. No	ICT Tool	Evidence
1	Guest lecture using Power point presentation	

ICT TOOLS FOR A.Y.2019-2020

S. No	ICT Tool	Evidence
1	Student seminars using power point presentation	

2 Online quiz using plickers cards



3 Guest lecture using power point presentation





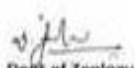






4 Faculty forum using power point presentation

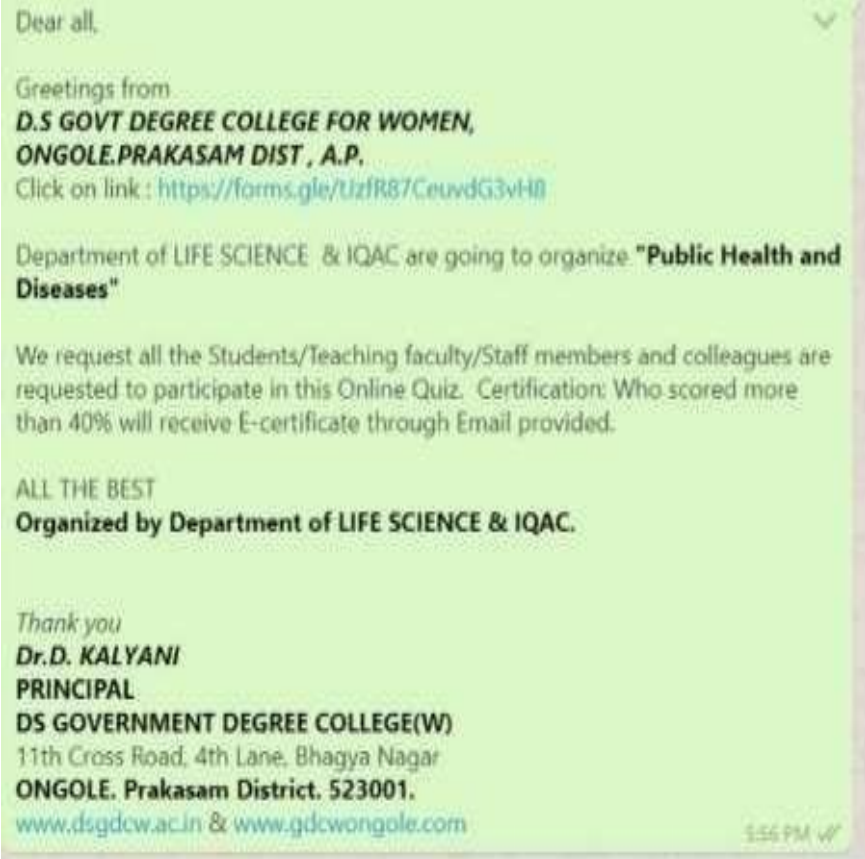



5 Certificate course on Zero Budget Natural Farming using power point presentation


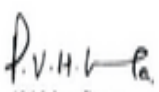
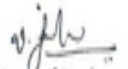





ICT TOOLS FOR A.Y.2020-2021

S. No	ICT Tool	Evidence
1	Online quiz on “International Yoga day” using Google forms	Click here
2	Online quiz on “Public Health and Diseases” using Google forms	Click here
3	Online quiz on “INTERNATIONAL YOGA DAY”	 <p>D.S.GOVERNMENT DEGREE COLLEGE(W) ONGOLE. 523001-PRAKASAM Dist. A.P. Phone :08592-235033 (Affiliated with Acharya Nagarjuna University, Guntur) website : www.dsgdcw.ac.in NAAC : B dsiqac@gmail.com</p> <p style="text-align: center;">Certificate of Appreciation</p> <p style="text-align: center;"><i>This is to Certify that</i> BHASURU SULOCHANA, Lecturer in English of D.S.Government Degree College(w), Ongole has successfully participated in online quiz on "INTERNATIONAL YOGA DAY" conducted by NSS & Department of Life Sciences on 21-06-2020 with 60%.</p> <p>Certificate id :    Dept of Botany Dept of Zoology Principal</p>
4	Online quiz on “COVID-19”	 <p>D.S.GOVERNMENT DEGREE COLLEGE(W) ONGOLE. 523001-PRAKASAM Dist. A.P. Phone :08592-235033 (Affiliated with Acharya Nagarjuna University, Guntur) Website : www.gdcwongole.com NAAC : B ongoale.jkr@gmail.com</p> <p style="text-align: center;">Certificate of Appreciation</p> <p style="text-align: center;"><i>This is to Certify that</i> B.Sulochana, of D.S.Government Degree College(w), ONGOLE has successfully participated in online quiz on COVID-19 conducted by Department of Life Sciences on 14-05-2020 with 65%.</p> <p>Certificate id : 15V0XK-CE000020</p> <p>    Dept of Botany (D.Anatha Lakshmi) Dept of Zoology (V.JAMEELA) Principal (Dr.D.Kalyani)</p>

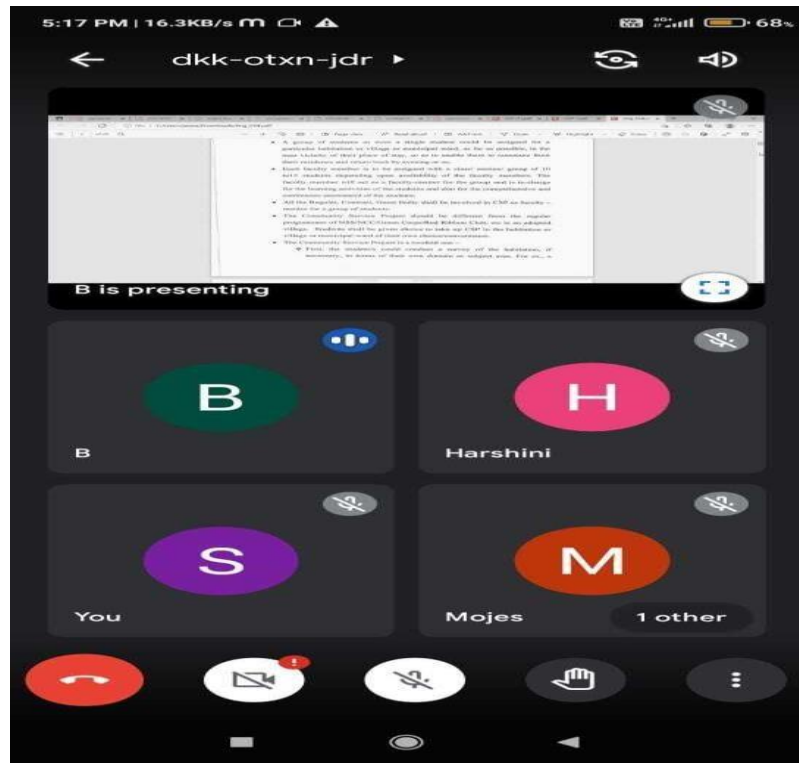
5	<p>Online quiz on “PUBLIC HEALTH AND DISEASES”</p>	 <p>Dear all,</p> <p>Greetings from D.S GOVT DEGREE COLLEGE FOR WOMEN, ONGOLE, PRAKASAM DIST , A.P. Click on link : https://forms.gle/Uz1fR87CeuvdG3vH0</p> <p>Department of LIFE SCIENCE & IQAC are going to organize "Public Health and Diseases"</p> <p>We request all the Students/Teaching faculty/Staff members and colleagues are requested to participate in this Online Quiz. Certification: Who scored more than 40% will receive E-certificate through Email provided.</p> <p>ALL THE BEST Organized by Department of LIFE SCIENCE & IQAC.</p> <p>Thank you Dr.D. KALYANI PRINCIPAL DS GOVERNMENT DEGREE COLLEGE(W) 11th Cross Road, 4th Lane, Bhagya Nagar ONGOLE, Prakasam District. 523001. www.dsgdcw.ac.in & www.gdcwongole.com</p> <p>5:56 PM ✓</p>
6	<p>Awareness program on “National Vaccination Day” using power point presentation</p>	

ICT TOOLS FOR A.Y.2021-2022

S. No	ICT Tool	Evidence
1	Conducted Online Quiz Program through Google forms on the occasion of “World Mosquito Day”	 <p>ONGOLE. 523001-PRAKASAM Dist. A.P. Phone :08592-235033 (Affiliated with Acharya Nagarjuna University,Guntur) website : www.dsgdcw.ac.in NAAC : B ISO 9001:2015 iqac@dsgdcw.ac.in</p> <p style="text-align: center;">Certificate of Appreciation</p> <p style="text-align: center;">This is to certify that N.SAI RESHMA, Student of GITAM , VIZAG, has participated in Online Quiz on the occasion of "World Mosquito Day" organised by Department of Zoology, NSS & IQAC, DS Govt Degree College for Women, Ongole, Prakasam District Score 100%</p> <p>Date : 20-08-2021 Place : Ongole</p> <p style="text-align: center;">  IQAC Coordinator (Dr.P.V.Hemalatha) </p> <p style="text-align: center;">  Dept of Zoology (V.JAMEELA) </p> <p style="text-align: center;">  Principal (Dr.D.Kalyani) </p> <p style="text-align: right; font-size: small;">Made for free with Certify'em</p>
2	Awareness program on CANCER using Power point presentation	 <div style="display: flex; align-items: flex-start;">  <div style="margin-left: 10px;"> <p>Ongole, Andhra Pradesh, India</p> <p>DS GOVERNMENT DEGREE COLLEGE FOR WOMEN Housing Board Colony Rd, Housing Board Colony, Ongole, Andhra Pradesh 523001, India null 25/11/21 04:38 PM</p> </div> </div>

3


CSP awareness Program On Community Service Project through Google meet



4

Online quiz using plickers cards



<p>5</p>	<p>Class using Power point presentation</p>	 <p>GPS Map Camera</p> <p>Ongole, Andhra Pradesh, India F2QQ+CMC, Housing Board Colony, Ongole, Andhra Pradesh 523001, India Lat 15.488927° Long 80.039904° 17/06/22 12:26 PM GMT +05:30</p> <p>Google</p>
----------	---------------------------------------------	------------------------------------------------------------------------------------------------------------------------------------------------------------------------------------------------------------------------------------------------------------------------------------------------------------------------

<p>6</p>	<p>You tube video presentation of human excretory system</p>	
----------	--------------------------------------------------------------	--------------------------------------------------------------------------------------

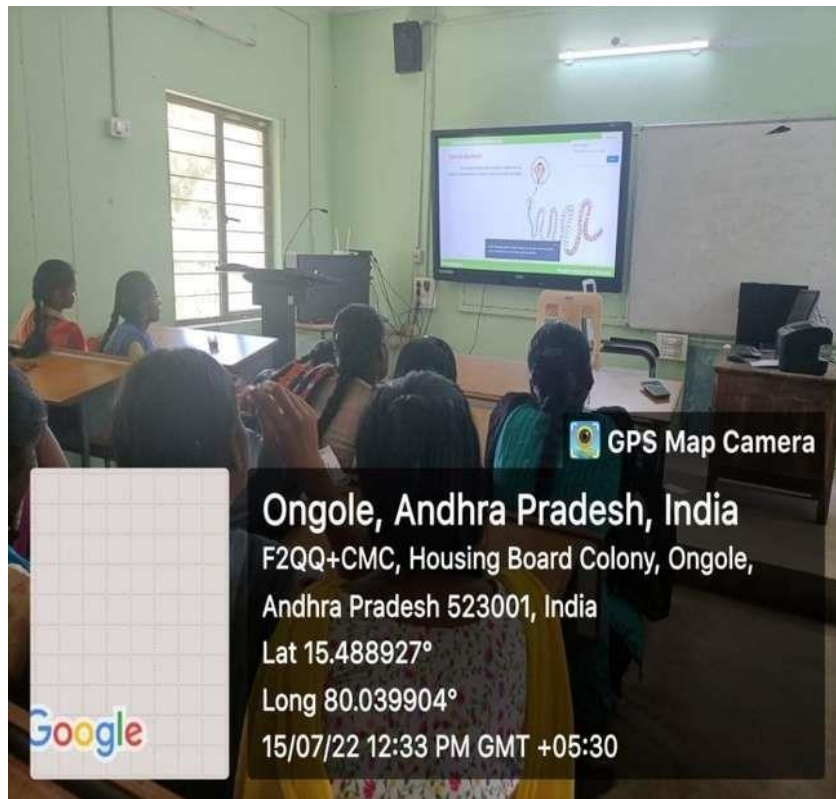
7

Online quiz using plickers cards



8

You tube video presentation of parasites



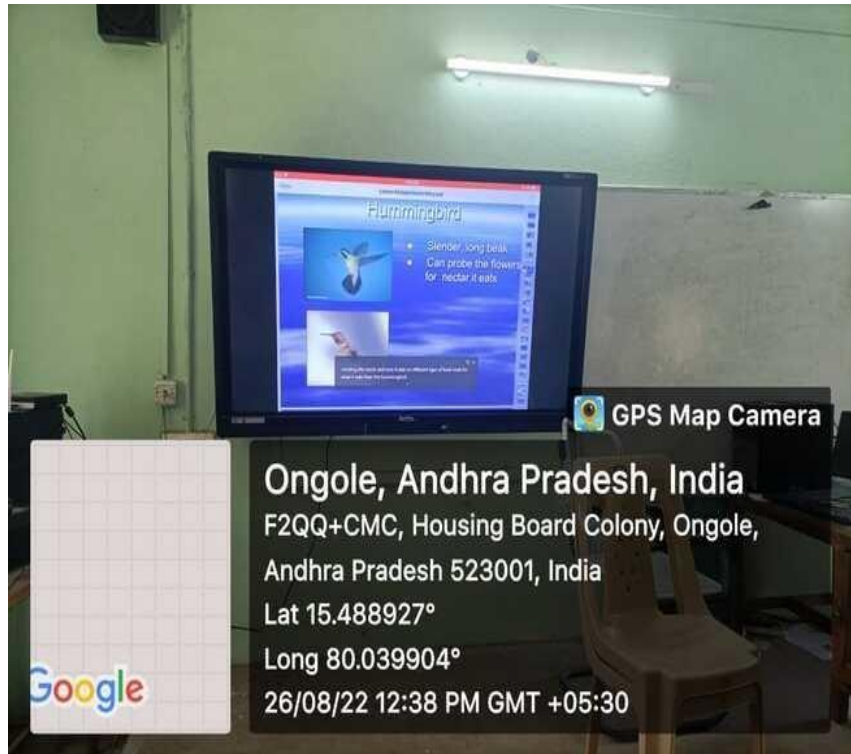
9

Quiz using
Plickers cards



10

Youtube video
presentation of
different types
of birds



11

Quiz using
Plickers cards




12

Quiz using
Plickers cards




**DEPARTMENT OF
COMMERCE**


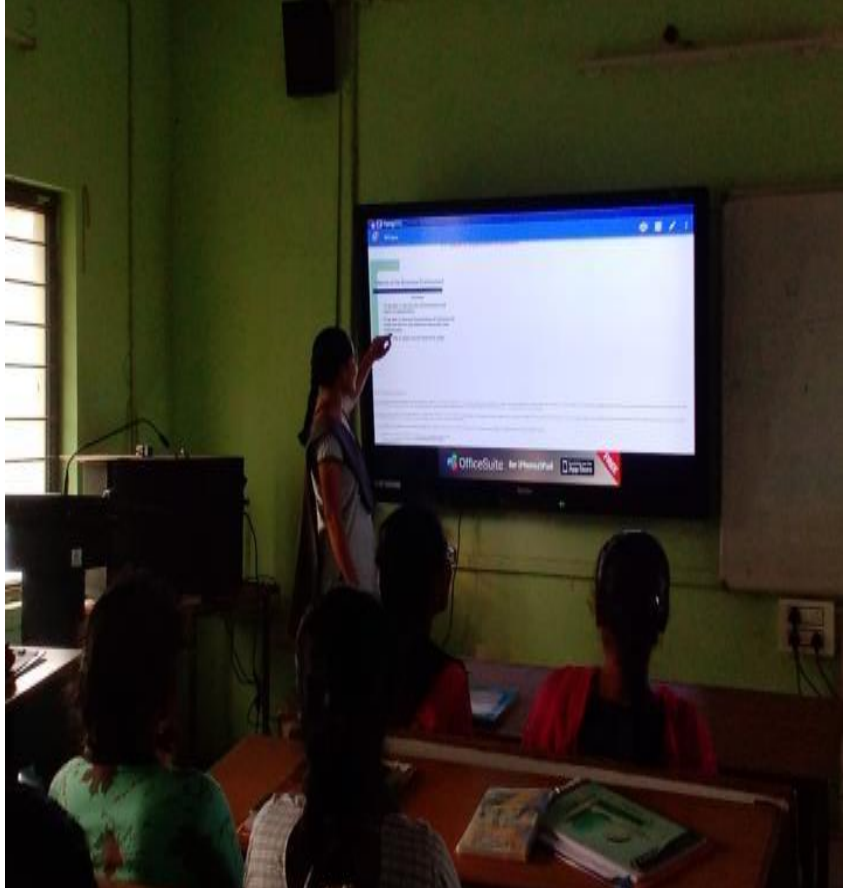
ICT TOOLS FOR A.Y.2017-2018


S. No	ICT Tool	Evidence
1	Student seminars using Power point Presentation	

ICT TOOLS FOR A.Y.2018-2019


S. No	ICT Tool	Evidence
1	Student seminars using Power point Presentation	

ICT TOOLS FOR A.Y.2019-2020

S. No	ICT Tool	Evidence
1	Motivational YouTube Video	
2	Student seminars using Power point Presentation	

3	Online learning through YouTube Video	
---	---------------------------------------	-------------------------------------------------------------------------------------

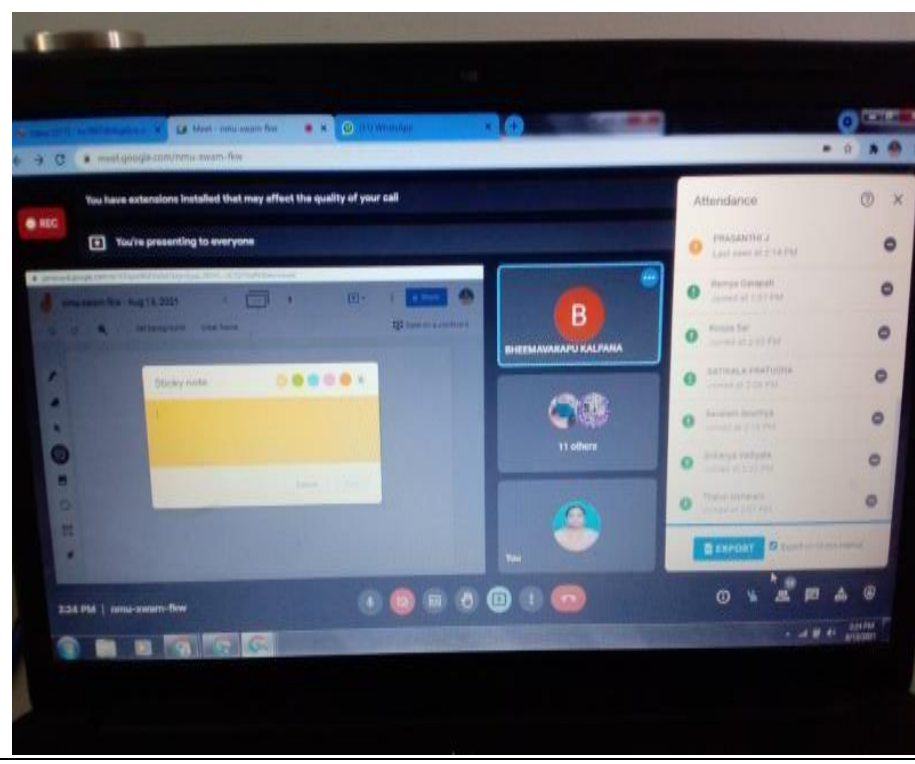
ICT TOOLS FOR A.Y.2020-2021

S. No	ICT Tool	Evidence
1	Online quiz on” Business Communication” using Google forms	Click here
2	Quiz Programme using Google forms	

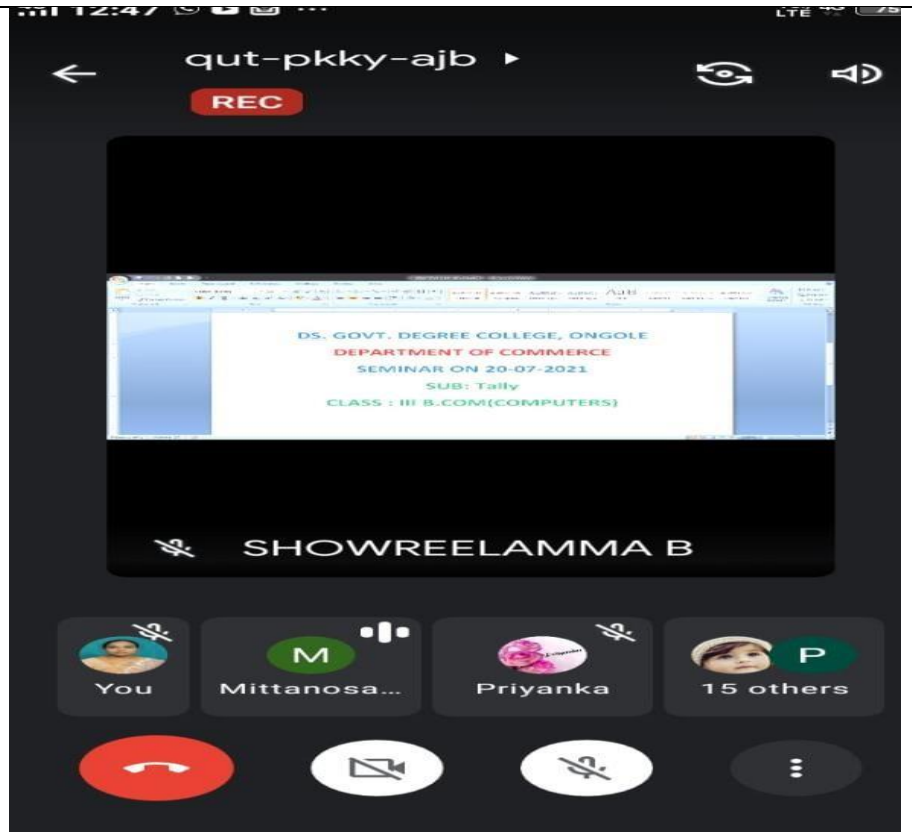
3 Quiz using Plickers cards



4 Online Class using G suite





5 Online Student Seminars using Google forms




6 Class using Power point presentation



7	Online learning using Youtube video	
8	Class using Digital Board	
9	Online Awareness Program On Community Service	<p>II Schedule:</p> <ul style="list-style-type: none"> ❖ Socio-Economic Survey of the Village/Habitation (One weeks) ❖ Community awareness campaign (One week) ❖ Main Project Implementation (One week) ❖ Project Report writing (One week)

	Project using Google forms	
--	----------------------------	------------------------------------------------------------------------------------

ICT TOOLS FOR A.Y.2021-2022

S. No	ICT Tool	Evidence
1	Online learning using Youtube Video	

2.	Quiz using Plickers cards	
3	Class using Power point presentation	

4 Student participation using Power point presentation

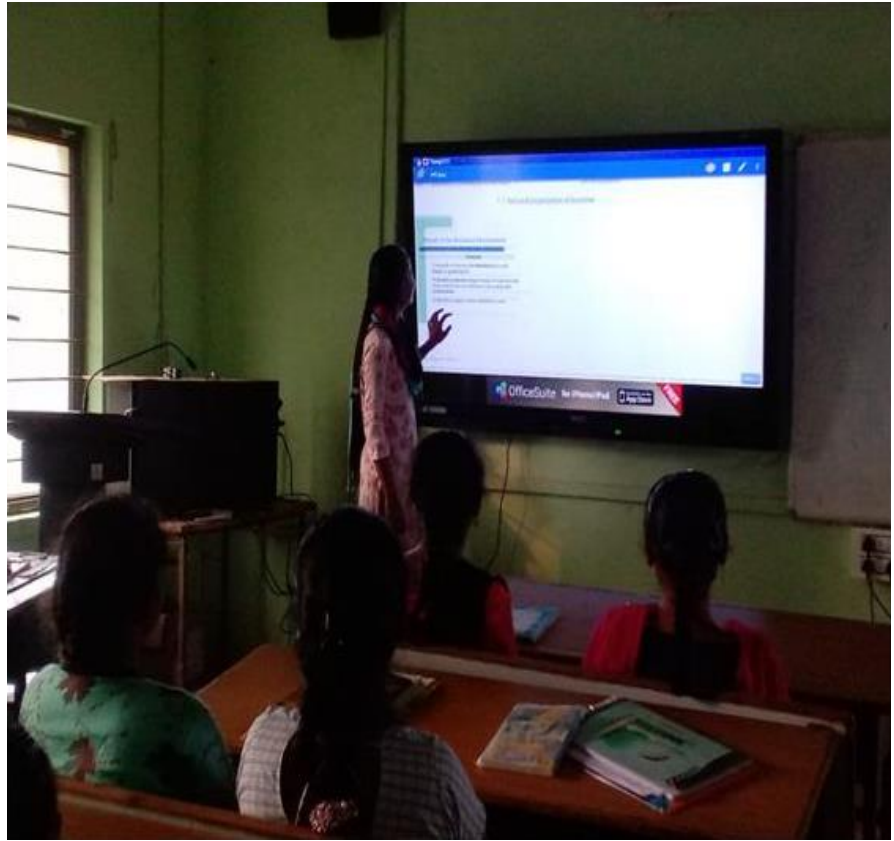


5 Quiz using Plickers cards



6

Class using
Digital
Board



7

Class using
Power point
presentation



8



Online learning using Youtube Video



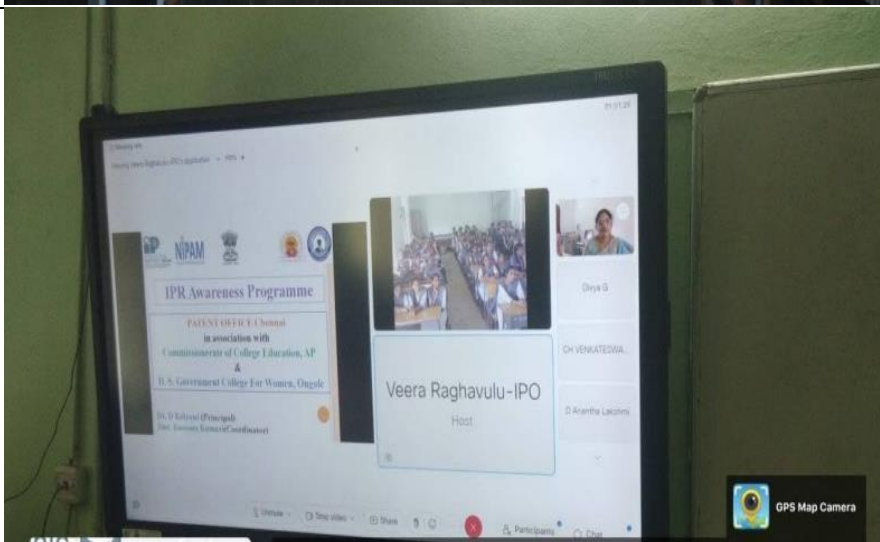
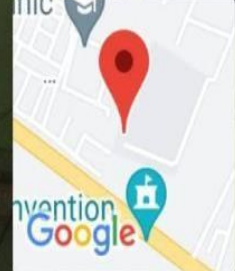
9

Online learning using Youtube video




<p>10</p>	<p>Business Quiz Programme using Power point presentation</p>	
<p>11</p>	<p>Awareness on Consumers Rights using power point presentation</p>	

12	Class using Power point presentation	 <div data-bbox="507 907 678 1153">  </div> <div data-bbox="699 922 1340 1131"> <p>Ongole, Andhra Pradesh, India D. S. College, Housing Board Colony, Ongole, Andhra Pradesh 523001, India Lat 15.487928° Long 80.040262° 17/08/22 03:00 PM</p> </div>
----	--------------------------------------	------------------------------------------------------------------------------------------------------------------------------------------------------------------------------------------------------------------------------------------------------------------------------------------------------------------------------------------------------------------------------------------------------------------------------------------------


13	IPR Awareness Programme using Google meet	 <div data-bbox="507 1713 742 1982">  </div> <div data-bbox="774 1724 1332 1971"> <p>Ongole, Andhra Pradesh, India F2QQ+CMC, Housing Board Colony, Ongole, Andhra Pradesh 523001, India Lat 15.488217° Long 80.039643° 25/08/22 12:37 PM</p> </div>
----	-------------------------------------------	------------------------------------------------------------------------------------------------------------------------------------------------------------------------------------------------------------------------------------------------------------------------------------------------------------------------------------------------------------------------------------------------------------------------------------------------

**DEPARTMENT OF
COMPUTER SCIENCE**



ICT TOOLS FOR A.Y.2017-2018

S. NO	ICT TOOL	EVIDENCE
1	Class using Virtual class rooms	


ICT TOOLS FOR A.Y.2018-2019

S. NO	ICT TOOL	EVIDENCE
1	E-office Training using virtual class	

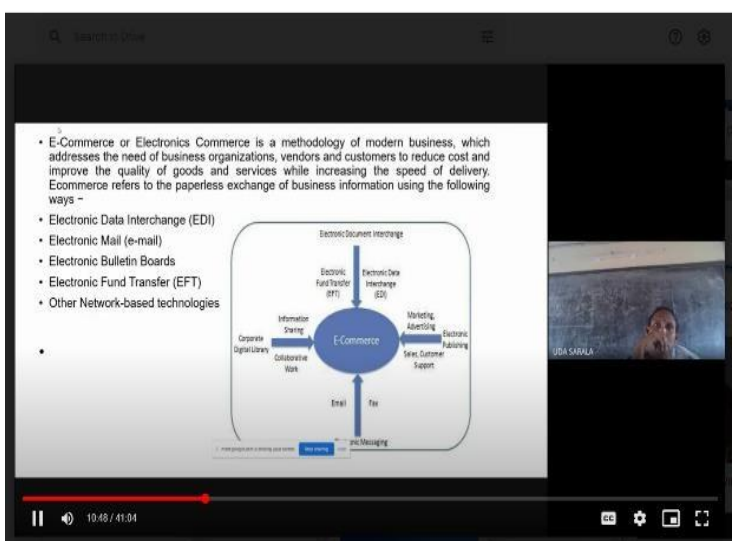
ICT TOOLS FOR A.Y.2019-2020


S. NO	ICT TOOL	EVIDENCE
1	Class using Power Point Presentation	
2	Quiz using PLICKERS cards	

ICT TOOLS FOR A.Y.2020-2021

S. NO	ICT TOOL	EVIDENCE
1	Online quiz on “ Computer basics” using Google forms	Click here
2	Online quiz on “ Basics of Computer Network” using Google forms	Click here
3	Celebrations of “World Computer Literacy day” using Power point presentation	
4	Online learning through Youtube Video	https://youtu.be/ojD_rDYEPC4

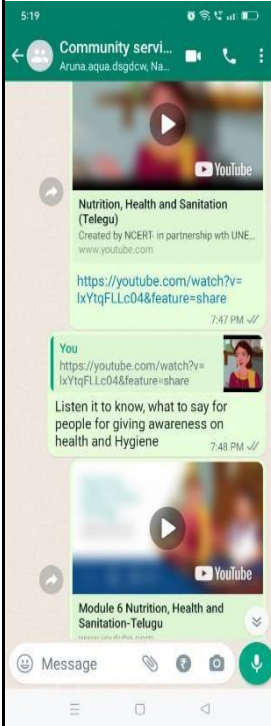
ICT TOOLS FOR A.Y.2021-2022

S. NO	ICT TOOL	EVIDENCE
1	Class using PowerPoint Presentation	


2	Online learning through Google meet & Whatsapp	
3	Quiz using Plickers cards	
4	Online learning through NPTEL	https://nptel.ac.in/courses/106105182

5

Online learning through Youtube



https://youtu.be/ojD_rDYEPC4
<https://youtu.be/IisgnbMfKvI>
<https://youtu.be/lxYtqFLLc04>
<https://youtu.be/s1evrsrojcs>

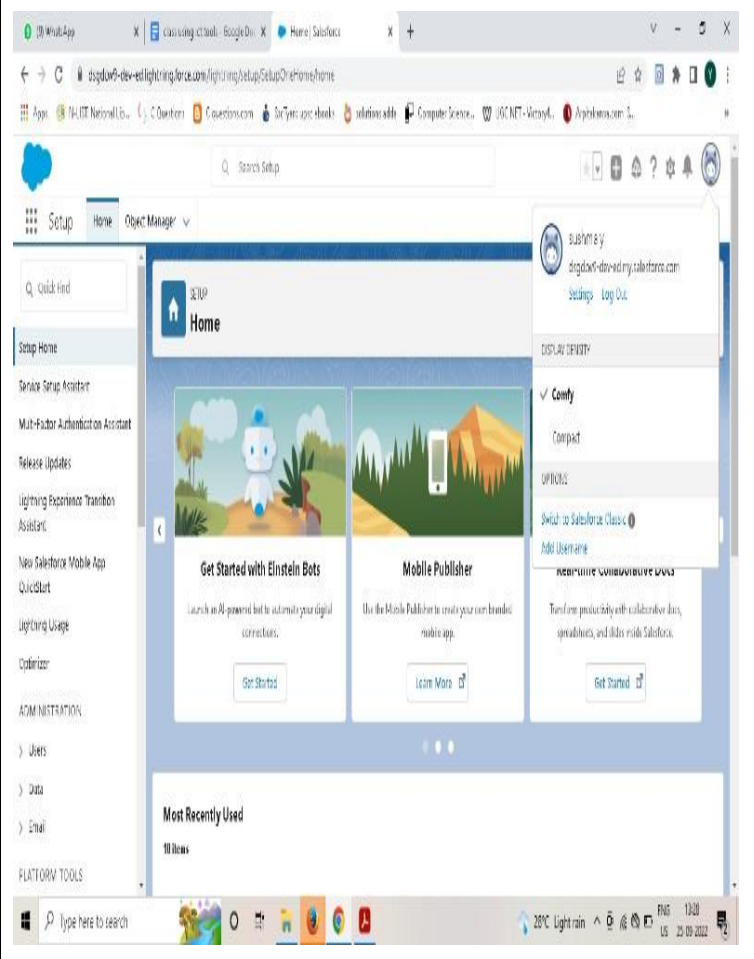


6

Class using Digital Board

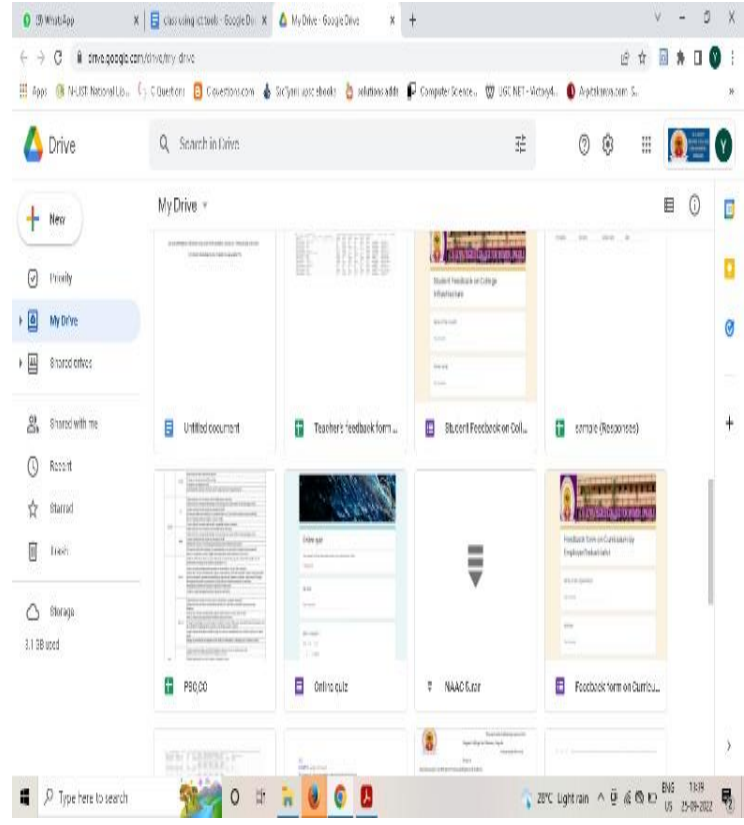
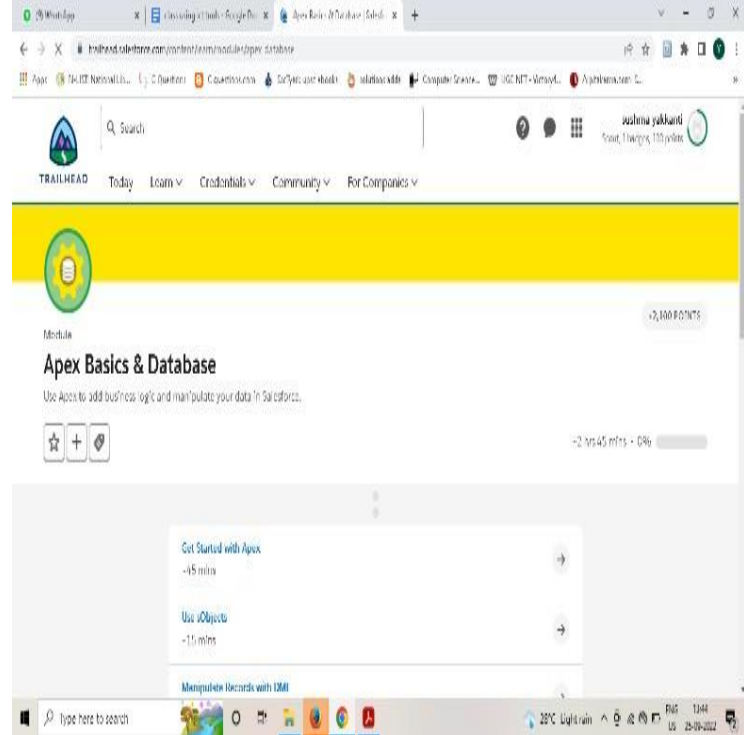


7 Class using Sales force



8 Class using Microsoft office 365(Share point)

Sl.No.	userPrincipalName	displayName
202	ANUGDC202@apsche-edu.org	A.NAVYA LAKSHMI
203	ANUGDC203@apsche-edu.org	B.ANKITHA DEVI
204	ANUGDC204@apsche-edu.org	G.AKANKSHA
205	ANUGDC205@apsche-edu.org	G.KAVITHA
206	ANUGDC206@apsche-edu.org	G.RAMYA
207	ANUGDC207@apsche-edu.org	GORREMUCHU JAYASRI
208	ANUGDC208@apsche-edu.org	K.BHUMIKA BAI
209	ANUGDC209@apsche-edu.org	K.HENEELATHA
210	ANUGDC210@apsche-edu.org	K.MANJULA
211	ANUGDC211@apsche-edu.org	K.VIJAYA LAKSHMI
212	ANUGDC212@apsche-edu.org	N.SHARONI
213	ANUGDC213@apsche-edu.org	P.RAJESWARI
214	ANUGDC214@apsche-edu.org	P.VENKATA LAKSHMI
215	ANUGDC215@apsche-edu.org	S.BHARGAVI
216	ANUGDC216@apsche-edu.org	S.PRATHYUSHA
217	ANUGDC217@apsche-edu.org	SK.TASLEEM
218	ANUGDC218@apsche-edu.org	T.KALPANA
219	ANUGDC219@apsche-edu.org	T.MANASA
220	ANUGDC220@apsche-edu.org	T.ROOPASAI
221	ANUGDC221@apsche-edu.org	V.PRASANNA
222	ANUGDC222@apsche-edu.org	Y.N.S.HARSHINI
223	ANUGDC223@apsche-edu.org	Y.SRIITHI

9	Class using G-Suite	
10	Online learning	<p> https://www.javatpoint.com/data-structure-tutorial https://www.w3schools.com/sql/ https://www.geeksforgeeks.org/operating-systems/ https://www.tutorialspoint.com/software_engineering/index.htm </p>
11	<p>Class using Trailhead</p> <p>https://trailhead.salesforce.com/content/learn/modules/apex_database</p>	

12



Class using Swayam Prabha

The screenshot displays the Swayam Prabha website interface. At the top, there is a navigation bar with links for HOME, ABOUT US, SEARCH, HIGHER EDUCATION, SCHOOL EDUCATION, and an ARCHIVE VIDEOS button. Below the navigation bar is a table listing various video programs. Each row in the table includes a serial number, a topic, the faculty name, a time/date icon, the day of the week, and a QR code for access.

No.	Topic	Faculty Name	Time/Date/Video	Day	QR Code
1	Intro - Process of Programming	Prof. Satyadev Narayankumar, IIT Kharpur	[Video Icon]	Monday	[QR Code]
2	Intro - GCD	Prof. Satyadev Narayankumar, IIT Kharpur	[Video Icon]	Monday	[QR Code]
3	Intro - Programming Cycle	Prof. Satyadev Narayankumar, IIT Kharpur	[Video Icon]	Monday	[QR Code]
4	Intro - Tracing a Sample Program	Prof. Satyadev Narayankumar, IIT Kharpur	[Video Icon]	Monday	[QR Code]
5	Intro - Process of Programming	Prof. Satyadev Narayankumar, IIT Kharpur	[Video Icon]	Monday	[QR Code]
6	Intro - GCD	Prof. Satyadev Narayankumar, IIT Kharpur	[Video Icon]	Monday	[QR Code]
7	Intro - Programming Cycle	Prof. Satyadev Narayankumar, IIT Kharpur	[Video Icon]	Monday	[QR Code]
8	Intro - Tracing a Sample Program	Prof. Satyadev Narayankumar, IIT Kharpur	[Video Icon]	Monday	[QR Code]
9	Intro - Process of Programming	Prof. Satyadev Narayankumar, IIT Kharpur	[Video Icon]	Monday	[QR Code]
10	Intro - GCD	Prof. Satyadev Narayankumar, IIT Kharpur	[Video Icon]	Monday	[QR Code]
11	Intro - Programming Cycle	Prof. Satyadev Narayankumar, IIT Kharpur	[Video Icon]	Monday	[QR Code]


**DEPARTMENT OF
TELUGU**

ICT TOOLS FOR A.Y.2017-2018



S. No	ICT Tool	Evidence
1	Class using Power point presentation	
2	Learning using Youtube video and Power point presentation	



3	Learning using Power point presentation	
---	-----------------------------------------	-------------------------------------------------------------------------------------

ICT TOOLS FOR A.Y.2018-2019

S. No	ICT Tool	Evidence
1	Learning through YouTube video	

ICT TOOLS FOR A.Y.2019-2020

S. No	ICT Tool	Evidence
1	Quiz using Plickers cards	
2	Online learning using YouTube Video	

<p>3</p>	<p>Class using YouTube Video</p>	
<p>4</p>	<p>Class using Power point presentation & YouTube Video</p>	

ICT TOOLS FOR A.Y.2020-2021

S. N o	ICT Tool	Evidence
1	Online quiz using Google forms	Click here
2	Online classes using Google meet	
4	Online Classes using Google meet	



5 Learning through Power point presentation



6 Classes using Power point presentation



ICT TOOLS FOR A.Y.2021-2022

S. N o	ICT Tool	Evidence
1	Classes using Power point presentation	
2	Learning through YouTube Video	

3 Learning through YouTube Video



4 Learning through YouTube Video



5 Learning through YouTube Video



6 Class Using Power point presentation



7 Quiz using Plickers Cards



8 Quiz using Plickers Cards



9 Class using Digital Board



10 Quiz using Plickers Cards




11 Quiz using Plickers Cards



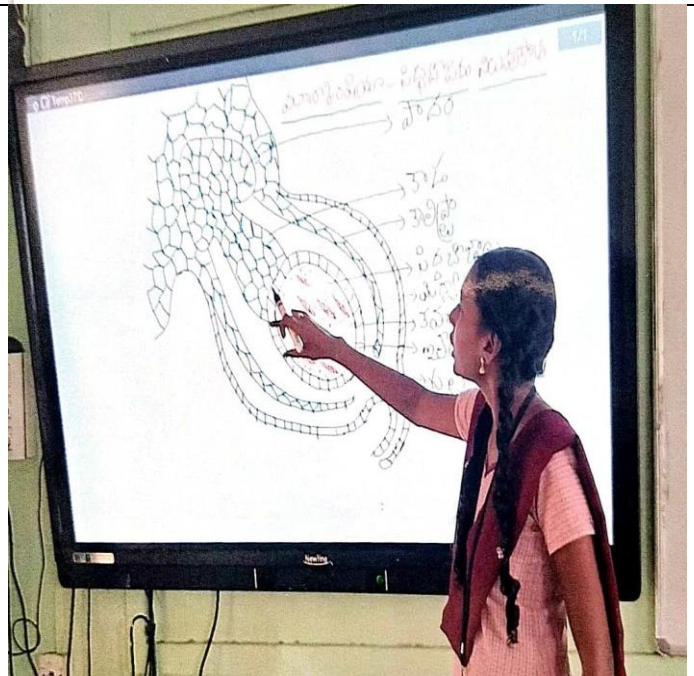
**DEPARTMENT OF
BOTANY**

ICT TOOLS FOR A.Y. 2018-19

1 Class room Teaching Using Virtual Class

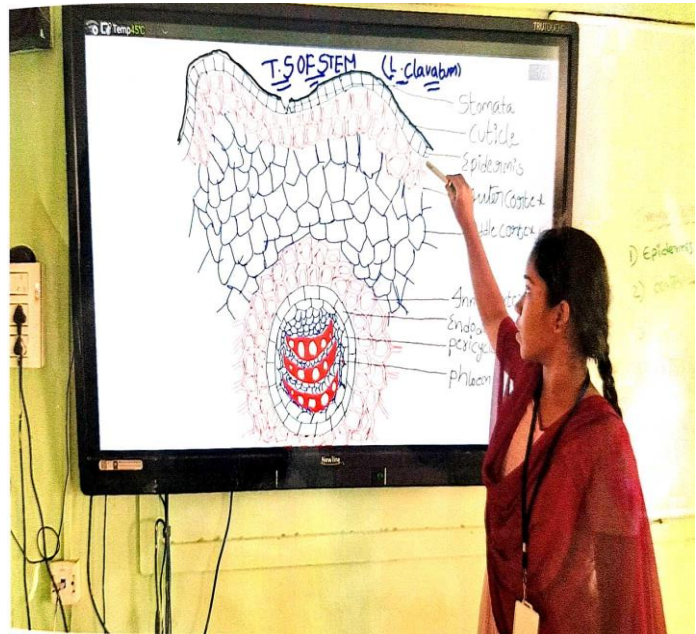


2 Student Seminars using Digital Class Room



ICT TOOLS FOR A.Y. 2019-20

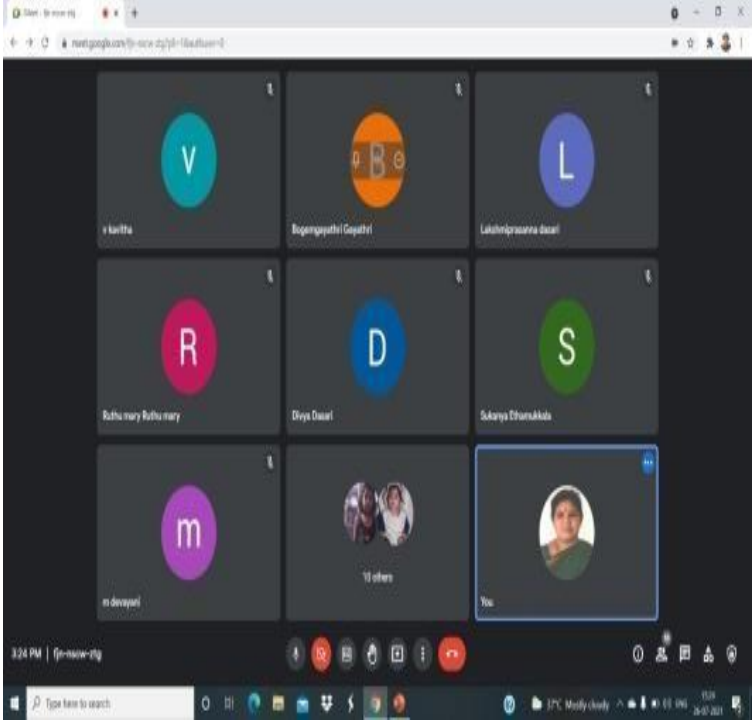
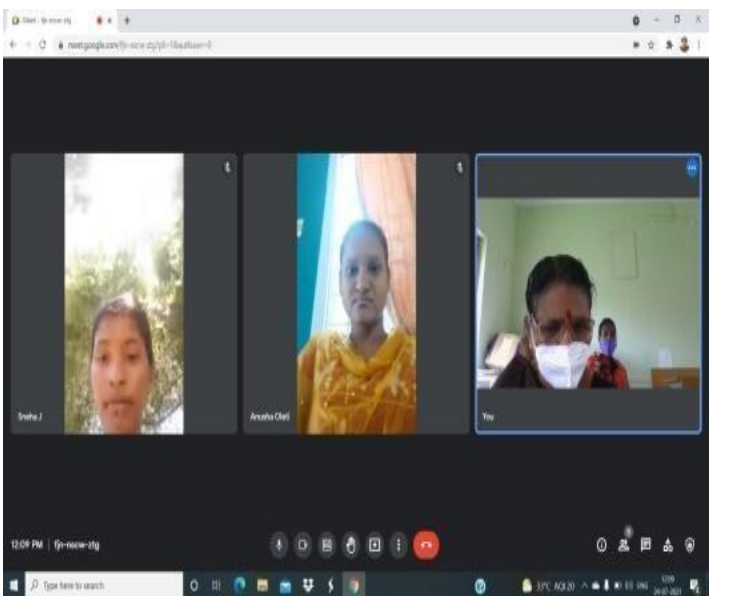
1 Student Seminars using Digital Class Room


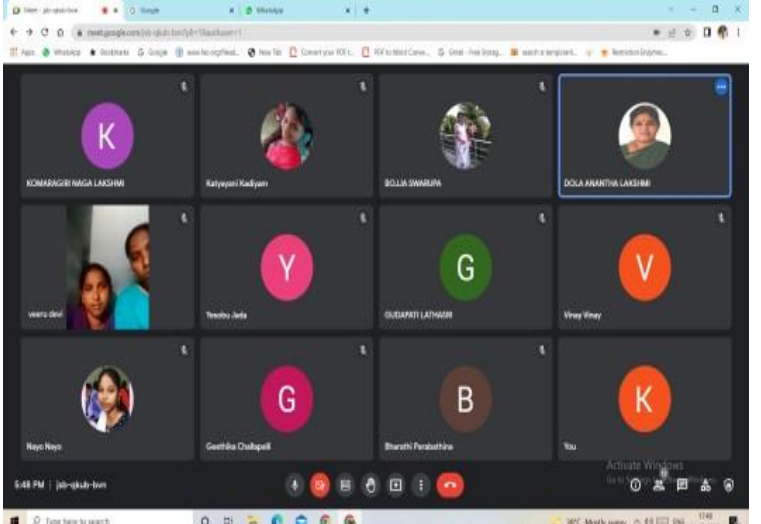



2 Student Seminars using Digital Class Room



ICT TOOLS USED 2021 -22

S. N O	ICT TOOL	EVIDENCE
1	Online classes for IV sem students through Googlemeet from May 2021 to August 2021	 <p>The screenshot shows a Google Meet interface with a grid of nine participants. Each participant is represented by a colored circle with a white letter. The participants are: 'v kantha' (teal), 'Bogengpathi Gopathi' (orange), 'Lakshiprasanna dasai' (blue), 'Rathu mary Rathu mary' (pink), 'Divya Dasai' (blue), 'Sakanya Chirakkala' (green), 'm devayani' (purple), '13 others' (white), and 'You' (white). The bottom of the screen shows the Google Meet control bar with icons for mute, video, chat, and other functions. The system tray at the bottom indicates the time is 3:24 PM on 24-07-2021.</p>
2	Online classes for VI sem students through Googlemeet from May 2021 to August 2021	 <p>The screenshot shows a Google Meet interface with three participants in video view. The participants are: 'Sneha J' (left), 'Anasha Chid' (middle), and 'You' (right). The 'You' participant is wearing a white face mask. The bottom of the screen shows the Google Meet control bar with icons for mute, video, chat, and other functions. The system tray at the bottom indicates the time is 12:09 PM on 24-07-2021.</p>

<p>3</p>	<p>Class with Power point presentation</p>	
<p>4</p>	<p>Guidance on CSP using Google meet</p>	
<p>5</p>	<p>Quiz with Plickers</p>	

6

Online classes for II sem students through Googlemeet from May 2021 to August 2021



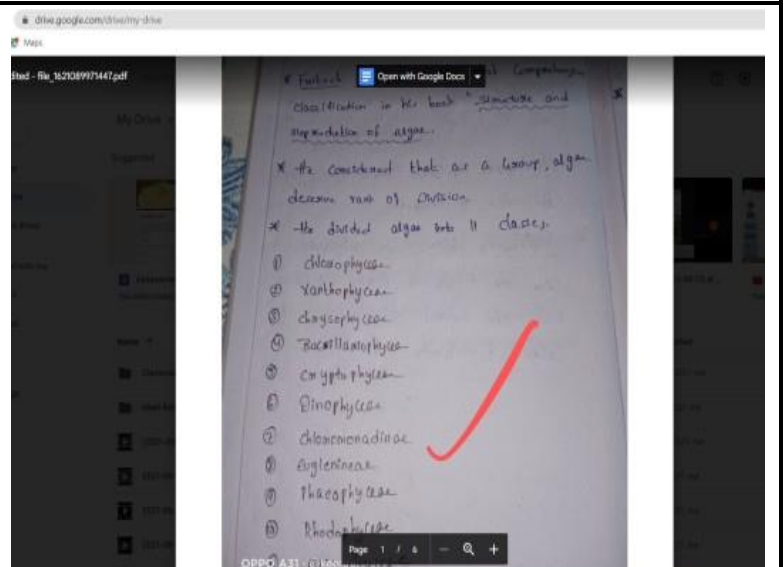
8


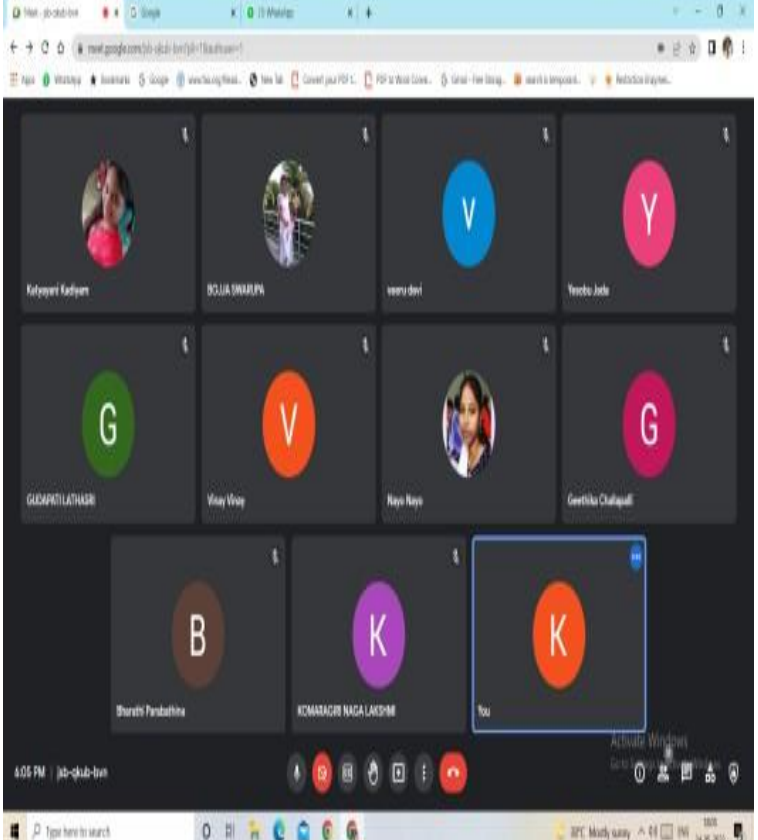
Class with Power point presentation



9


Assignments using google classroom





<p>10</p>	<p>Peer teaching with PPT</p>	
<p>11</p>	<p>Guidance on CSP using Google meet</p>	

**DEPARTMENT OF
ECONOMICS**

ICT TOOLS FOR A.Y.2018-2019


S. No	ICT Tool	Evidence
1	Class using Digital Board	

ICT TOOLS FOR A.Y.2020-21

S. No	ICT Tool	Evidence
1	Class using Digital Board	
2	Quiz with Plickers cards	

2	Class using Digital Board	
---	---------------------------	-------------------------------------------------------------------------------------

ICT TOOLS FOR A.Y.2021-2022

S. No	ICT Tool	Evidence
1	Quiz with Plickers cards	



2

Class using Digital Board



**DEPARTMENT OF
HISTORY**

ICT TOOLS FOR A.Y.2021-2022

S. No	ICT Tool	Evidence
1	Power Point Presentation on “Hiroshima day”	
2	Online Quiz with Plickers cards	


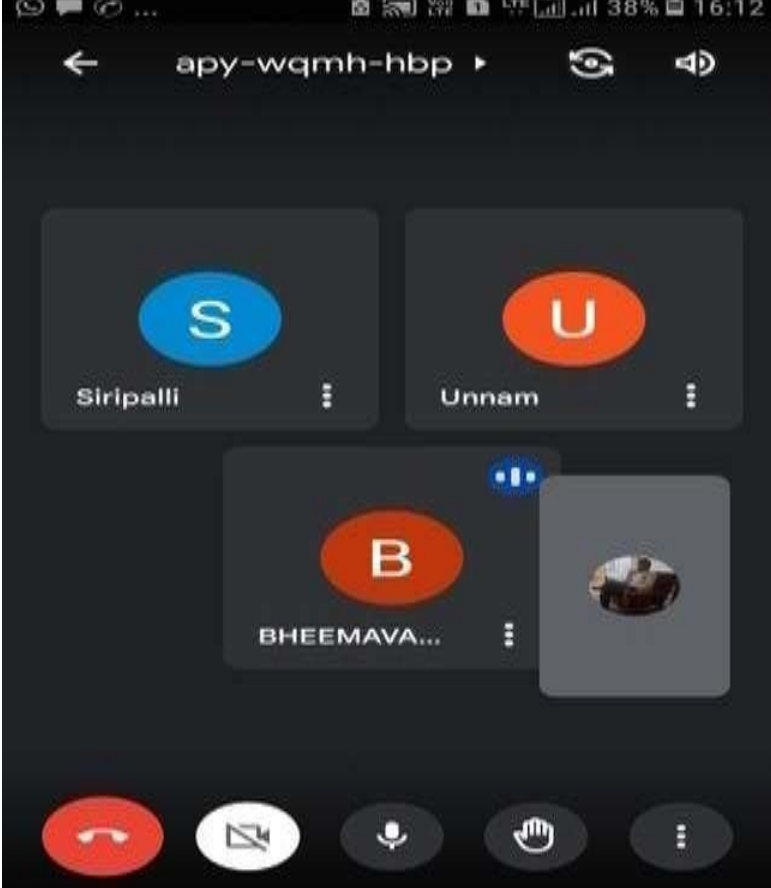
**DEPARTMENT OF
POLITICAL SCIENCE**

ICT TOOLS FOR A.Y.2020-2021

S. No	ICT Tool	Evidence
1	Class using Power point presentation	
2	Learning through YouTube Video	


**DEPARTMENT OF
HINDI**

ICT TOOLS FOR A.Y.2021-2022

S. No	ICT Tool	Evidence
1	Class (18-11-2021 to 1-12-2021)+online exam Online	
2	Online Meeting through google meet for CSP	

3

Class through Power
Point Presentation



PHYSICAL EDUCATION

ICT TOOLS FOR A.Y.2020-2021

S. NO	ICT TOOL	EVIDENCE
1	Online Quiz on “Health education “using Google forms	Click here

JKC

ICT TOOLS FOR A.Y.2020-2021

S. NO	ICT TOOL	EVIDENCE
1	Certificate course on “e-Learning Resources” using Google forms	Click here
2	Certification course on “Office Automation Tools” using Google forms	Click here

COLLEGE

S. NO	ICT TOOL	EVIDENCE
1	Online 5 day FDP on “NAAC 7 Criteria” Using Google meet	Click here

CAREER GUIDANCE CELL, IQAC & JKCPHY EDUCATION

S. NO	ICT TOOL	EVIDENCE
1	International webinar on quest for global employment opportunities through linkedin and upbuild resume	Click here