


DS GOVERNMENT COLLEGE (W):: ONGOLE

(Affiliated to Acharya Nagarjuna University)



STUDENT SATISFACTION SURVEY
A.Y.2021-2022

National Assessment and Accreditation Council (NAAC)
Student Satisfaction Survey
Key Indicator - 2.7.1
Under Criterion II of Teaching – Learning and Evaluation

Guidelines for Students

NAAC (National Assessment and accreditation council) is conducting a Student Satisfaction Survey regarding Teaching – Learning and Evaluation, which will help to upgrade the quality in higher education. A student will have to respond to all the questions given in the following format with her/his sincere effort and thought. Her/his identity will not be revealed.

A) Please confirm this is the first and only time you answer this survey.

a) Yes b) No

B) Age: C) College Name:

D) Gender: a) Female b) Male c) Transgender

E) What degree program are you pursuing now?

a) Bachelor's b) Master's c) MPhil
d) Doctorate e) Other ()

F) What subject area are you currently pursuing?

a) Arts b) Commerce c) Science
d) Professional e) Other: ()

Instructions to fill the questionnaire

- All questions should be compulsorily attempted.
- Each question has five responses, choose the most appropriate one.
- The response to the qualitative question no. 21 is student's opportunity to give suggestions or improvements; she/he can also mention weaknesses of the institute here. (Kindly restrict your response to teaching learning process only)

Criterion II – Teaching–Learning and Evaluation

Student Satisfaction Survey on Teaching Learning Process

Following are questions for online student satisfaction survey regarding teaching learning process.

1. How much of the syllabus was covered in the class?
 - 4 – 85 to 100%
 - 3 – 70 to 84%
 - 2 – 55 to 69%
 - 1– 30 to 54%
 - 0 –Below 30%

2. How well did the teachers prepare for the classes?
 - 4 –Thoroughly
 - 3 – Satisfactorily
 - 2 – Poorly
 - 1 – Indifferently
 - 0 – Won't teach at all

3. How well were the teachers able to communicate?
 - 4 – Always effective
 - 3 – Sometimes effective
 - 2 – Just satisfactorily
 - 1– Generally ineffective
 - 0– Very poor communication

4. The teacher's approach to teaching can best be described as
 - 4– Excellent
 - 3 – Very good
 - 2 – Good
 - 1 – Fair
 - 0– Poor

5. Fairness of the internal evaluation process by the teachers.
 - 4 – Always fair
 - 3 – Usually fair
 - 2 – Sometimes unfair
 - 1 – Usually unfair
 - 0– Unfair

6. Was your performance in assignments discussed with you?
 - 4 – Every time
 - 3 – Usually
 - 2 – Occasionally/Sometimes
 - 1 – Rarely
 - 0– Never

7. The institute takes active interest in promoting internship, student exchange, field visit opportunities for students.
 - 4 – Regularly
 - 3 – Often
 - 2 – Sometimes
 - 1 – Rarely
 - 0– Never

8. The teaching and mentoring process in your institution facilitates you in cognitive, social and emotional growth.
 - 4 – Significantly
 - 3 – Very well
 - 2 – Moderately
 - 1 – Marginally
 - 0– Not at all

9. The institution provides multiple opportunities to learn and grow.
 - 4 – Strongly agree
 - 3 – Agree
 - 2 – Neutral
 - 1 – Disagree
 - 0– Strongly disagree

10. Teachers inform you about your expected competencies, course outcomes and programme outcomes.

- 4 – Every time
- 3 – Usually
- 2 – Occasionally/Sometimes
- 1 – Rarely
- 0 – Never

11. Your mentor does a necessary follow-up with an assigned task to you.

- 4 – Every time
- 3 – Usually
- 2 – Occasionally/Sometimes
- 1 – Rarely
- 0 – I don't have a mentor

12. The teachers illustrate the concepts through examples and applications.

- 4 – Every time
- 3 – Usually
- 2 – Occasionally/Sometimes
- 1 – Rarely
- 0 – Never

13. The teachers identify your strengths and encourage you with providing right level of challenges.

- 4 – Fully
- 3 – Reasonably
- 2 – Partially
- 1 – Slightly
- 0 – Unable to

14. Teachers are able to identify your weaknesses and help you to overcome them.

- 4 – Every time
- 3 – Usually
- 2 – Occasionally/Sometimes
- 1 – Rarely
- 0 – Never

15. The institution makes effort to engage students in the monitoring, review and continuous quality improvement of the teaching learning process.

- 4 – Strongly agree
- 3 – Agree
- 2 – Neutral
- 1 – Disagree
- 0 – Strongly disagree

16. The institute/ teachers use student centric methods, such as experiential learning, participative learning and problem solving methodologies for enhancing learning experiences.

- 4 – To a great extent
- 3 – Moderate
- 2 – Some what
- 1 – Very little
- 0 – Not at all

17. Teachers encourage you to participate in extracurricular activities.

- 4 – Strongly agree
- 3 – Agree
- 2 – Neutral
- 1 – Disagree
- 0 – Strongly disagree

18. Efforts are made by the institute/ teachers to inculcate soft skills, life skills and employability skills to make you ready for the world of work.

- 4 – To a great extent
- 3 – Moderate
- 2 – Some what
- 1 – Very little
- 0 – Not at all

19. What percentage of teachers use ICT tools such as LCD projector, Multimedia, etc. while teaching.

- 4 – Above 90%
- 3 – 70 – 89%
- 2 – 50 – 69%
- 1 – 30 – 49%
- 0 – Below 29%

20. The overall quality of teaching-learning process in your institute is very good.

- 4 –Strongly agree
- 3 – Agree
- 2 – Neutral
- 1 – Disagree
- 0 – Strongly disagree

21. Give three observation / suggestions to improve the overall teaching – learning experience in your institution.

a)

b)

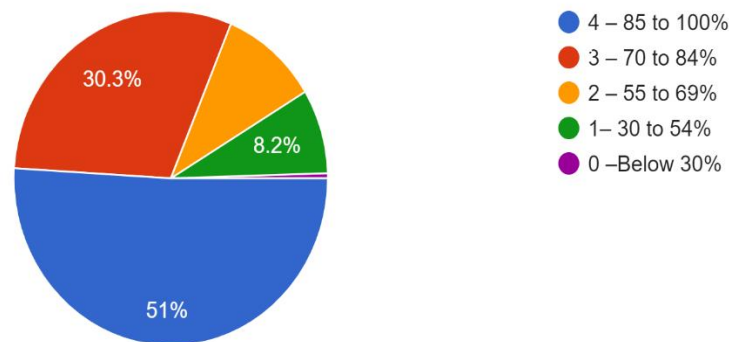
c)

ANALYSIS OF STUDENT SATISFACTION SURVEY 2021-22

D.S Government Degree College for Women, Ongole, the college have conducted “Student satisfaction survey” for the academic year 2021-22 among the students numbered 208 from different streams including BA, B.Com and B.Sc. This survey included 20 questions regarding different academic activities taking place in the college as part of the overall development of the students. The survey results are presented in this document using 20 pie-diagrams for 20 questions.

1. How much of the syllabus was covered in the class?

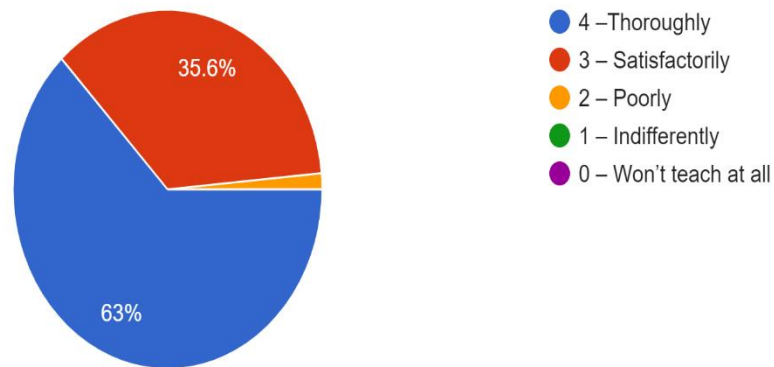
208 responses



For above question 51% of the students responded 85 to 100% of the syllabus covered in their semesters where as 30.3% of the students stated 70 to 84%, 10.1% of students stated that 55 to 69%, 8.2% of students Stated that 30 to 54% and 0.5% students stated it as below 30% Percent.

2. How well did the teachers prepare for the classes?

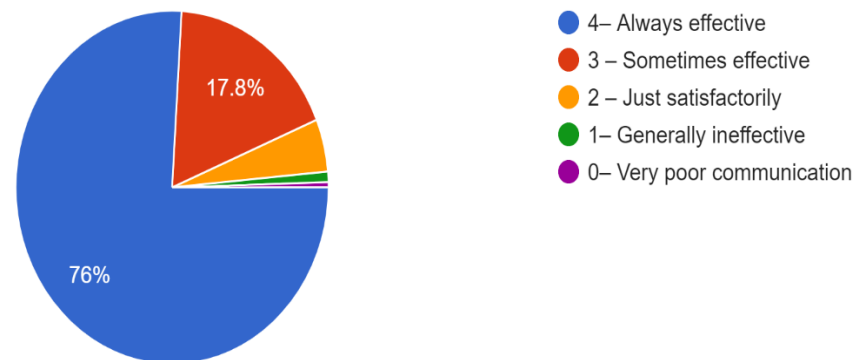
208 responses



For the above question 63% of the students responded that teachers prepare for the classes thoroughly, 35.6% of the students stated that it is satisfactorily and 1.4% of students stated that it is poorly.

3. How well were the teachers able to communicate?

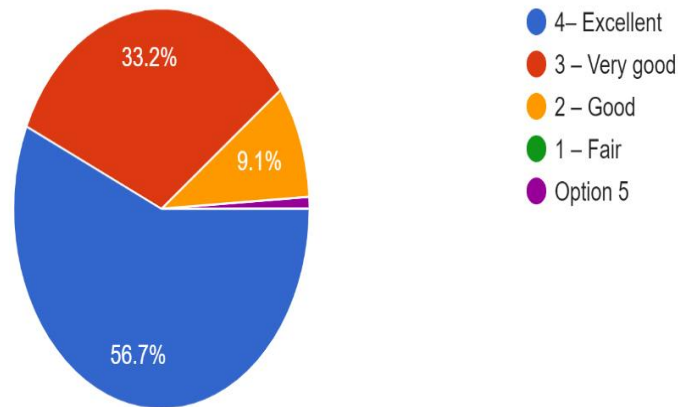
208 responses



For the above question 76% of the students responded that teachers communication is always effective, 17.8% of the students stated that it is sometimes effective, 4.8% of the students stated that just satisfactory and 1%, 0.5% of the stated that it is generally effective and very poor communication

4. The teacher's approach to teaching can best be described as

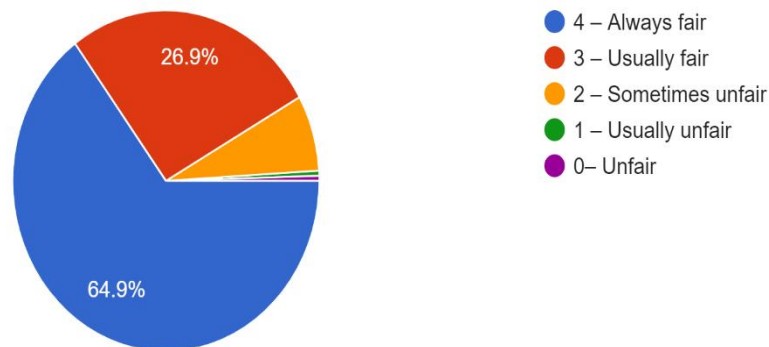
208 responses



For the above question, 56.7% students responded that the teacher's approach to teaching is excellent, 33.2% of the students stated that it is very good, 9.1% of the students stated that it is good and 1% of the students stated that it is Poor.

5. Fairness of the internal evaluation process by the teachers.

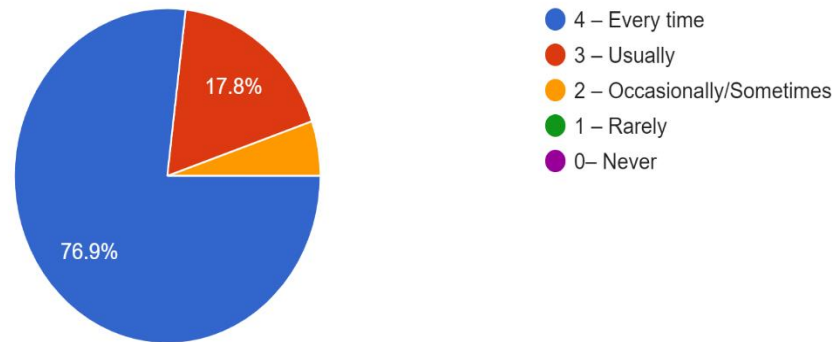
208 responses



For the above question 64.9% of the students responded that the internal evaluation process by the teachers is always fair, 26.9% of the students stated that it is usually fair 7.2% students stated that sometimes unfair, 0.5% of the students stated that it is usually unfair and 0.5% of the students stated that it is unfair.

6. Was your performance in assignments discussed with you?

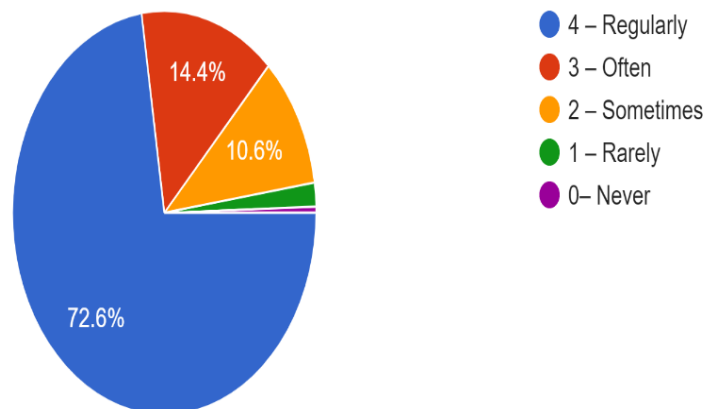
208 responses



For the above question 76.9% of the students responded that teachers every time discussed the performance in assignments with the students, 17.8% of the students stated that it is usually discussed and 5.3% of the students stated that occasionally discussed with the students.

7. The institute takes active interest in promoting internship, student exchange, field visit opportunities for students.

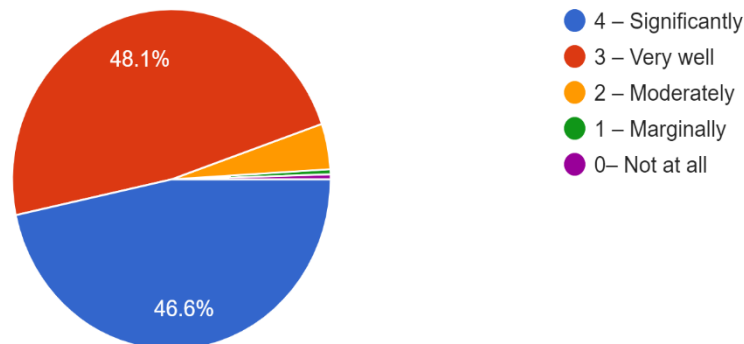
208 responses



For the above Question, 72.8% of the students responded that institute takes active interest in promoting internship, student exchange, field visit opportunities for students regularly. 14.4% of the students stated that it is often, 10.6% students stated that it is some times, 1.9% of the students stated that it is rarely and 0.5% students stated that that it is never.

8. The teaching and mentoring process in your institution facilitates you in cognitive, social and emotional growth.

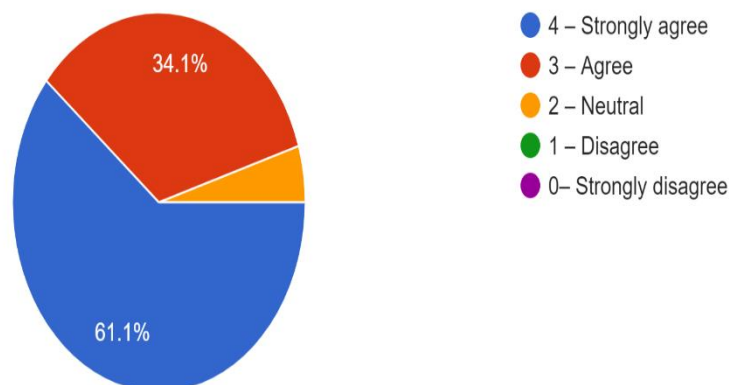
208 responses



For the above question, 46.6% of the students responded that teaching and mentoring process in the institution facilitates us in cognitive ,social and emotional growth is significant, 48.1% of the students stated that it is very well, 4.3% of the students stated that it is moderate, 0.5% students stated that it is marginally and 05% of the students stated that it is not at all.

9. The institution provides multiple opportunities to learn and grow.

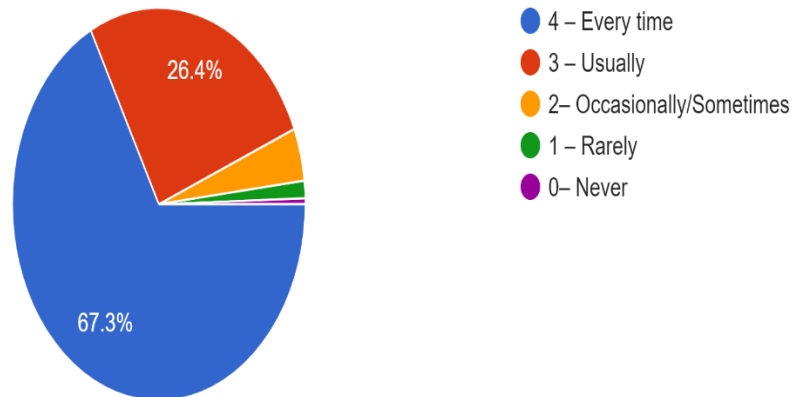
208 responses



For the above question, 61.1% of the students strongly agree that institution provides multiple opportunities to learn and grow, 34.1% of the students stated that it is agree and 4.8% of the students stated that it is neutral.

10. Teachers inform you about your expected competencies, course outcomes and programme outcomes.

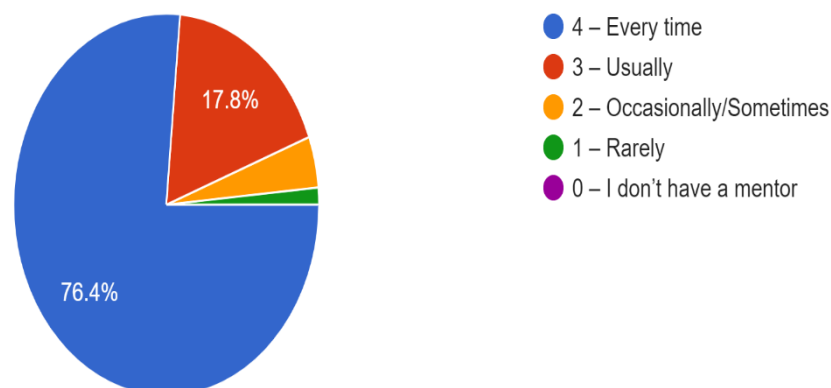
208 responses



For the above question, 67.3% of the students responded that every time teachers inform their expected competencies, Course outcomes and programme outcomes, 26.4% of the students opined that it is usually informed, 4.3% of the students stated that occasionally informed, 1.4% of the students stated that rarely informed and 0.5% of the students stated that never informed.

11. Your mentor does a necessary follow-up with an assigned task to you.

208 responses



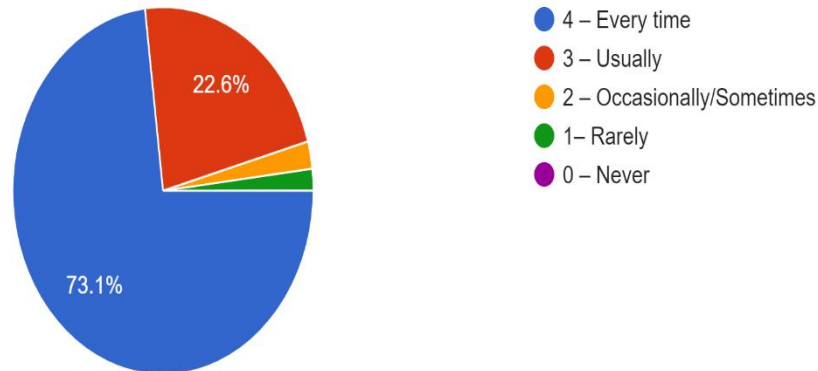
For the above question, 76.4% of the students responded that every time mentor follow-up with an assigned task to them, 17.8% of the students stated that it is usually follow-up, 4.3% Of the students stated that it is occasionally follow-up and 1.4% of the students mentioned

that it is rarely follow-up.

73.1

12. The teachers illustrate the concepts through examples and applications.

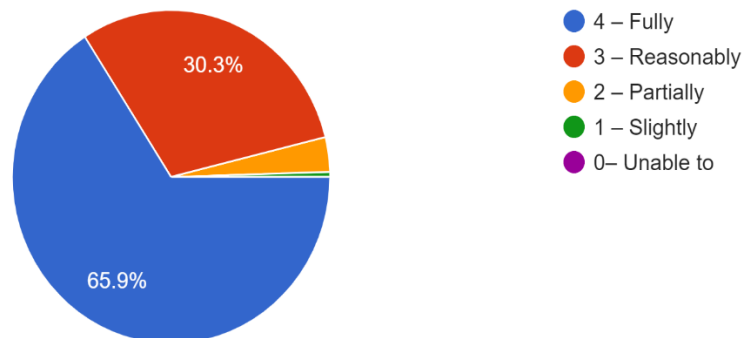
208 responses



For the above question, 73.1% of the students responded that every time teachers illustrate concepts through examples and applications, 22.6% of the students stated that it is usually illustrated, 2.4% of the students stated that it is occasionally and 1.9% of the students mentioned that it is rarely.

13. The teachers identify your strengths and encourage you with providing right level of challenges.

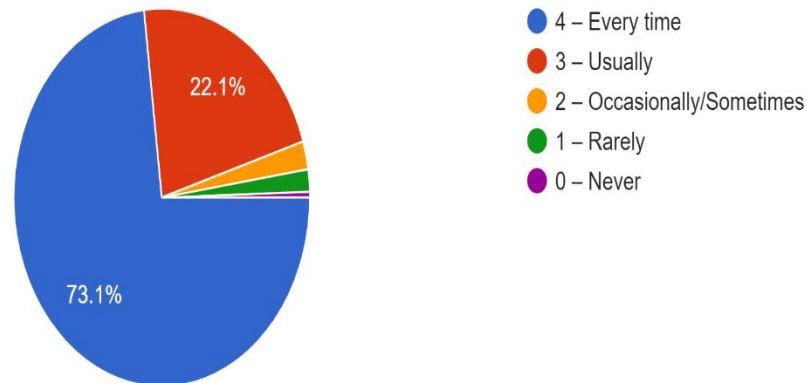
208 responses



For the above question, 65.9% of the students responded that the teachers fully identify their strengths and encourage them with providing right level of challenges, 30.3% of the students stated that it is reasonably identified, 3.4% of the students stated that it is partially and 0.5% of the students stated that it is slightly.

14. Teachers are able to identify your weaknesses and help you to overcome them.

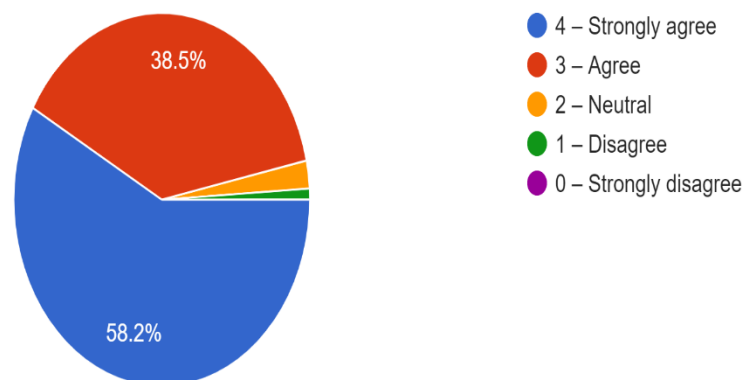
208 responses



For the above question, 73.1% of the students responded that every time teachers identify their weaknesses and help to overcome them, 22.1% of the students stated that it is usually motivated, 2.4% of the students stated that it is occasionally, 1.9% of the students mentioned that it is rarely and 0.5% of the students stated that it is never.

15. The institution makes effort to engage students in the monitoring, review and continuous quality improvement of the teaching learning process.

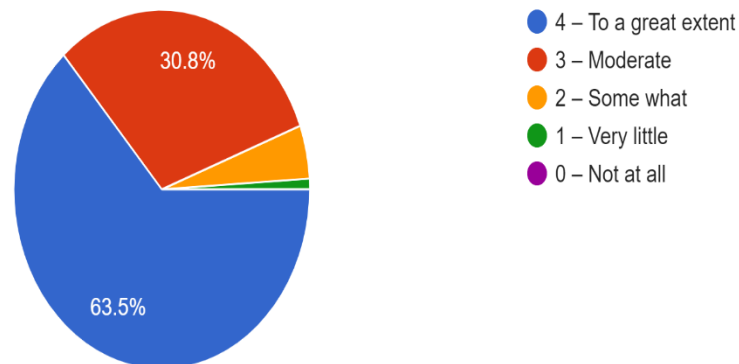
208 responses



For the above question, 58.2% of the students strongly agree that institution makes an effort to engage students in the monitoring, review and continuous quality improvement of the teaching learning process, 38.5% of the students stated that it is agree, 2.4% of the students stated that it is neutral and 1% of the students stated that it is disagree.

16. The institute/ teachers use student centric methods, such as experiential learning, participative learning and problem solving methodologies for enhancing learning experiences.

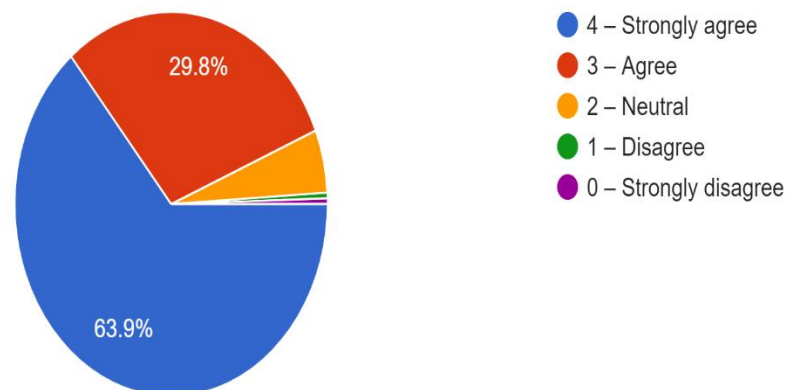
208 responses



For the above question, 63.5% of the students responded that the teachers use centric methods to a great extent, 30.8% of the students stated that it is moderate, 4.8% of the students stated that it is somewhat teachers using centric methods are enhancing learning experiences and 1% of the students stated that it is very little.

17. Teachers encourage you to participate in extracurricular activities.

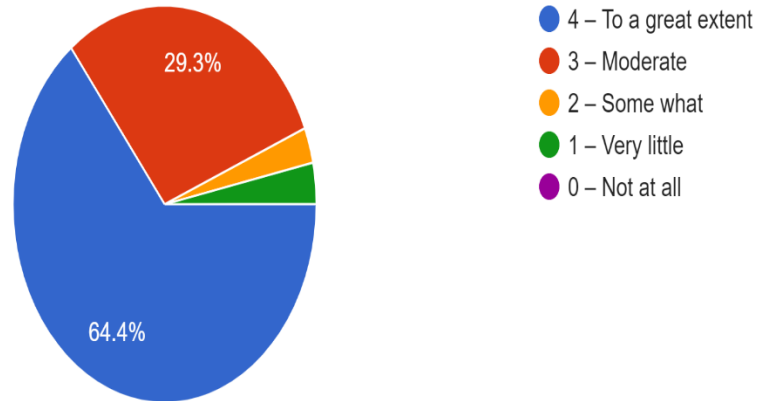
208 responses



For the above question, 63.9% of the students strongly agree that teachers encourage them to participate in extracurricular activities, 29.8% of the students stated that it is agree, 5.3% of the students stated that it is neutral, 0.5% of the students stated that it is disagree and 0.5% of the students stated that it is strongly agree.

18. Efforts are made by the institute/ teachers to inculcate soft skills, life skills and employability skills to make you ready for the world of work.

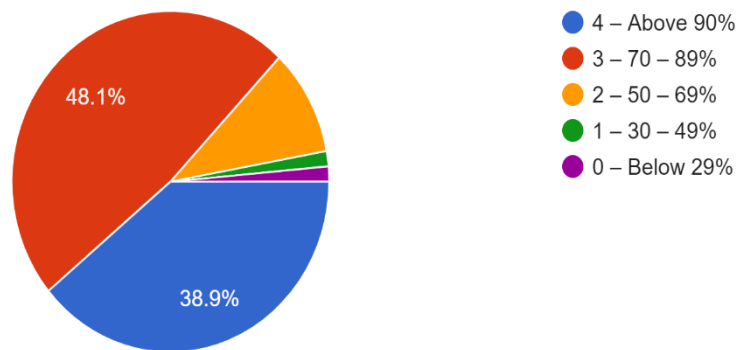
208 responses



For the above question, 64.4% of the students responded that efforts are made by the institute to inculcate soft skills, life skills and employability skills to a great extent, 29.3% of the students stated that it is moderate, 2.9% of the students stated that it is somewhat using the efforts and 3.4% of the students stated that it is very little.

19. What percentage of teachers use ICT tools such as LCD projector, Multimedia, etc. while teaching.

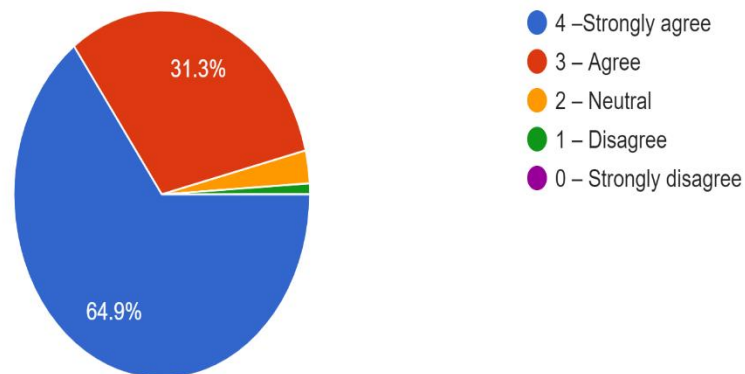
208 responses



For the above question, 38.9% of the students responded that above 90% of the teachers using ICT tools, 48.1% of the students stated that 70 to 89% of the teachers using ICT tools, 10.1% of the students stated that it is 50 to 69%, 1.4% of the students stated that it is 30 to 49% and 1.4% of the students stated that it is below 29%.

20. The overall quality of teaching-learning process in your institute is very good.

208 responses



For the above question, 64.9% of the students strongly agree that overall quality of teaching-learning process in the institute is very good, 31.3% of the students stated that it is agree, 2.9% of the students stated that it is neutral, 1% of the students stated that it is disagree.